



2025/26
Bataleon



We Ride What You Ride

When you buy a piece of Bataleon equipment, you can trust that it will be the best of the best.. Every piece of gear – whether it's a boot, binding, or board – has been designed, tested, redesigned, ridden some more, adjusted, and improved by us first. And by “us,” we mean all of us: from the team to the sales department and everyone in between. That's how Bataleon gear keeps getting better every season. And this season, there's a lot of new gear for you to try.

Let's start with FASE. This project, six years in the making, is a multi-brand collaborative effort to bring you the next evolution in bindings. If you haven't heard about the convenience binding trend by now, maybe you haven't been to the mountains in a while. But we're not here for the latest hype. If Fast Entry is a thing, we want it to be something that truly performs. We can't settle for a product that has downsides along with upsides, so we keep tinkering until we have something that offers only advantages – no compromises. Now, we can confidently say: here is a Fast Entry binding that you can actually snowboard with at a pro level.

Last season, we launched our boots, something we always dreamed of but could only pull off when we found the right team to create the boot we always wanted to ride but could never find. We're thrilled with the positive feedback on our boots, proving once again that if we like it, you'll like it too. This season, we're expanding our boot line with upgrades to all models and introducing the Rave and Twist, two new models. Well, technically, three new models, because the Acid has been re-engineered and upgraded with so many killer features that it's a whole new next-level experience for your feet.


While doing all this, we never stop improving our boards. Whether it's aesthetic design upgrades – like creating sick looks using new metallic inks and making the powder hull on the Surfer see-through – or serious board design upgrades, like the latest shape upgrade of the Whatever and Disaster, we're always working to improve, 365 days a year.

We pour our heart and soul into this gear, ensuring you have the most fun on the hill.

Smile, It's Snowboarding.



FASE[™]
FAST ENTRY SYSTEM



GEN 2-STRAP BINDING

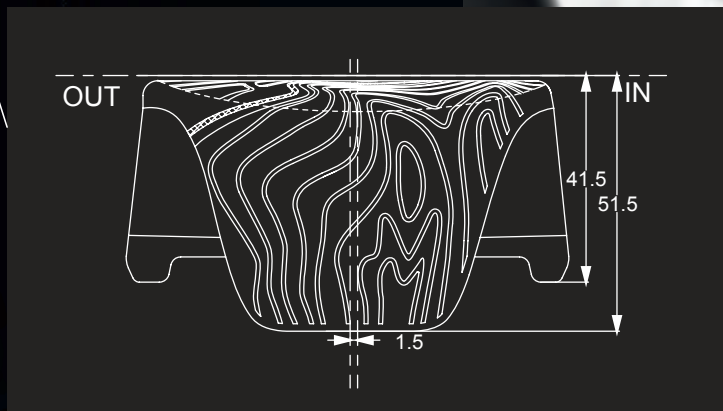
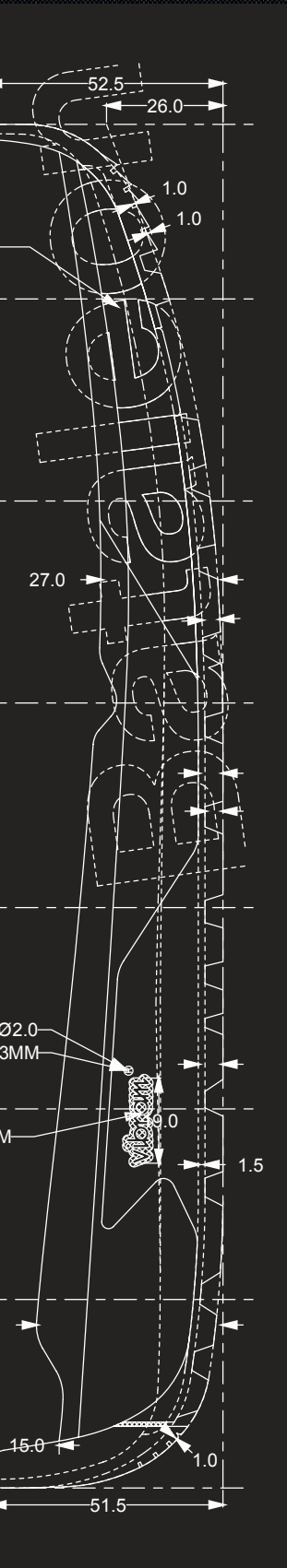
NXT GEN 2-STRAP BINDING

NXT GEN 2-STRAP BINDING

NXT GEN 2-STRAP BINDING

NXT GEN 2-STRAP BIN

Boots




New Shape



Whatever

New Shape



Disaster



Disaster+



Evil Twin+



Series




Goliath+



Series



Push Up+



Upgrade
Your
Ride



Bataleon
S25-26
Women's
Collection

Bindings
Boots
Boards

Etna
Salsa
ThunderStorm
Whatever

Donna
Rave
Push Up
Feelbetter

Twist
Distortia
Spirit

Moodboard

WINGS




Celebrating 20 years
of everyone's favorite park board

FASE™

BY
Zephyron



Bataleon™
Rop van Mierlo





Boards

esxtreme.com

Our Boards Are not Flat

Whether man-made or natural, the best designs work in harmony with the forces they encounter. At Bataleon, we studied how a snowboard reacts under pressure – whether carving through powder or navigating a transition.

The result is a board that adapts its shape to the terrain. Triple Base Technology™ (3BT™) embraces this concept, creating an optimized shape from the start. Much like the curved hull of a boat cutting through waves or the wings of a plane slicing through the air, 3BT™ is expertly crafted to perform in the mountain environment.

Triple Base Technology™

All our boards feature positive camber from tip to tail, paired with lifted contact points at the widest sections. This design minimizes the risk of edge catches while maintaining a lively, responsive feel. After years of research, experimentation, and testing, we've perfected how 3BT™ seamlessly integrates with both the camber and sidecut radii.

3BT™ Dynamics



Straight Lines

Bomb straight lines with enhanced stability and control



Turn Initiation

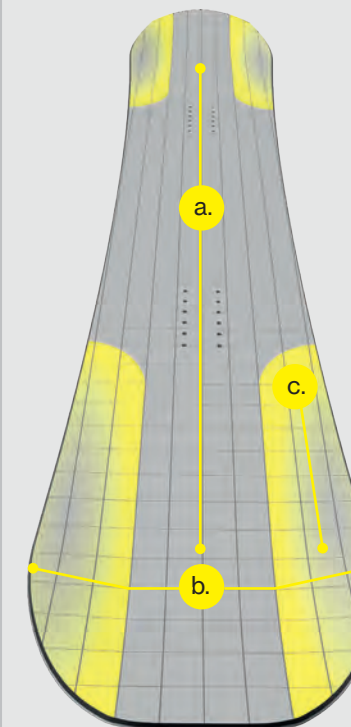
Swiftly initiate turns for a responsive and dynamic riding experience



On Edge

Power on-edge performance delivering full control for smooth precision carving

3BT™ Shaping



a. Tip-to-tail positive camber delivers pop and responsiveness, creating dynamic riding characteristics.

b. Lifted points at the widest part of the board provide a smoother, more forgiving ride.

c. Gradually increasing side base uplift ensures ultra-smooth turns and superior edge hold.

3BT™ Advantages



stomp
more

3BT™ is like a get-out-of-jail-free card for landing sketchy jumps.



smooth
turns

3BT™ enables ultra-fast turn initiation, effortless edge transitions, and the smoothest turns imaginable.



freaky
float

The 3BT™ hull-like shape generates increased uplift, providing unparalleled float on snow.




enjoy
more

A forgiving shape with enhanced performance that reduces edge-catch, boosts confidence, and accelerates progression at any level.

3BT™ (TRIPLE BASE™
TECHNOLOGY

Triple Base Technology™

Triple Base Flavors

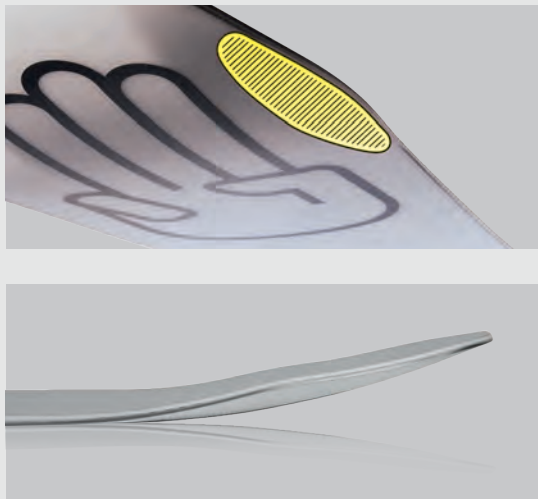


Triple Base Technology™ is not just a single shape but a design philosophy. For each board, we determine the optimal 3D shape based on the terrain and the type of rider.

The main 3D-shaping parameters we work with to create the optimal 3BT™ shape for each board are: the height of the sidebase uplift, the width of the centerbase, the starting point of the sidebase uplift, the balance of sidebase lift between the tail and nose, and the positive camber profile.

This is why the Surfer, optimized for deep powder, has a narrow centerbase with high nose sidebase uplift, while the Disaster, designed for park jibbing, features a wide centerbase with medium-high nose and tail sidebase uplift. The Goliath, an all-mountain freestyle board, has a different mix again, with low uplift and a medium centerbase width and a special late-rise sidebase uplift. As you see, every shape is different. Which one fits you best?

Sidekick™



SideKick™ enhances the Triple Base concept by increasing the sidebase uplift just beyond the widest points of the nose and tail. This gives the tips a hull-like shape, improving float in deep snow and effortlessly cutting through crud. It also enables the board to roll smoothly and quickly from edge to edge.

SideKicks™ are now integrated into the 3D profile on most of our models. By significantly increasing the sidebase uplift at the widest points of the nose and tail, turn initiation becomes smoother, powder float is improved, and handling in rough terrain is enhanced. You have to experience it to believe it!

Special Sauce

Bataleon offers more than just Triple Base Technology™. Our boards incorporate a range of signature innovations that work alongside 3D shaping to make them more fun and enjoyable than anything else out there.

AirRide™



AIR RIDE

AirRide™ consists of targeted channels in the woodcore filled with urethane, designed to dampen vibrations and provide a smoother ride at high speeds. It's like having a built-in suspension system for your snowboard.

SuperTubes™



a. CST b. DST c. DRST

Supertubes™ are hollow carbon cylinders embedded directly into the core. They enhance the camber, reduce weight, and significantly boost pop. By adjusting their placement, we can further fine-tune the board's performance.


We offer them in three different configurations:
a. Central SuperTube™: A single SuperTube down the center of the board enhances pop without stiffening it torsionally.
b. Dual SuperTube™: SuperTubes™ on either side of the board enhance pop and give the camber extra snap.
c. Dual Radial SuperTube™: Similar to Dual SuperTube, but with four additional SuperTubes™ (six in total) running parallel to the board's radius, delivering extra power to the edges."

Construction

Bataleon snowboards are crafted with the finest materials available. Backed by years of research and development, we carefully select the optimal components for each model and customize the construction to match its specific riding characteristics.

Glassing


Each board is constructed with layers of fiberglass above and below the woodcore. The type of fiberglass and its placement have a significant impact on the board's flex, which directly influences how it feels to ride.



Triax Laminate
Our tri-axial fiberglass weave is lightweight, strong, and incredibly responsive. It's used to enhance the flex pattern on our more aggressive boards.



Biax Laminate
A classic bi-axial weave that is lightweight, strong, and playful; it keeps the board lively and responsive without increasing torsional stiffness, making it perfect for creative riding.



X-Ply Laminate
This Kevlar-infused Diamond weave laminate increases the board's torsional stiffness without adding extra weight.

Woodcore

The woodcore is the heart of every snowboard, and we use a variety of premium woods to craft ours. The type of wood, grain orientation, and the way we meticulously adjust the thickness from tip to tail play a major role in shaping your board's personality.




UltraLightCore
A 1:2 blend of Poplar and Paulownia that delivers exceptional strength-to-weight ratio.



LightCore
A 2:2 blend of Poplar and Paulownia creates a well-balanced core that is both lively and strong.



CoreCore
Full poplar core with 2 hardwood beech stringers enhances the board's backbone, reinforces the inserts, and boosts pop.



PopCore
A classic full poplar core that utilizes the strong, springy properties of this mid-hard wood from tip to tail.

Construction

Base


The base is crucial as it's your direct connection to the snow. We use sintered bases on all our boards to ensure optimal performance. Every board is factory-waxed before hitting the shelves.



NanoHighSpeed S
The fastest base money can buy, made from race-grade ISO-SPORT 7000 P-tex with the highest % of carbon content available. It's the same material used by spandex-clad racers on their skis. No joke.



UltraGlide S
A top-tier 7000-grade sintered base, reserved for our high-end models. The densely packed P-tex molecules make it incredibly durable and lightning fast.



HyperGlide S
Our standard sintered base is both durable and fast – and gets even faster with regular waxing.

More Tech

Wait there is more! We stop at nothing to keep on improving your snowboarding experience



CarbonStringers
Carbon is incredibly lightweight and delivers explosive pop, quick edge response, and exceptional dampening at high speeds. By incorporating carbon fiber stringers into the board's construction, we can fine-tune the flex and elevate your ride to the next level. We strategically place carbon stringers in specific areas of the board to fine-tune the feel of each model.




FlexWalls™
We started stepping away from classic ABS sidewalls some years ago, and now all our boards are made with superior poured-in Urethane sidewalls. This construction method allows for better bonding of the sidewalls to the core, creating a more durable snowboard. On top of this, the unique dampening capabilities of Urethane (yes, the same material used for skateboard wheels) create a much smoother ride than traditional sidewalls.

Boards
Directional

EXPLOSION





Surfer

The Surfer was updated last season to bring out even more versatility and performance. Its wide, hull-like nose provides unmatched lift in deep powder, slush, and choppy conditions. The progressive sidecut and signature swallowtail offer excellent edge hold on hardpack while allowing the tail to sink naturally in powder. Ready to ride anything from groomers to bottomless days, the Surfer delivers a dynamic, fun experience across all terrains.

- Tri-Ax Laminate

24 Insert Pack

Step Down Rails
- Super Ultra Light Core

Carbon Stringers
- Nano Speed S Base

DRST SuperTubes™
- FlexWalls™

Powder Hull

149, 154, 159, 162

Park

Resort


Pow

4

Flex



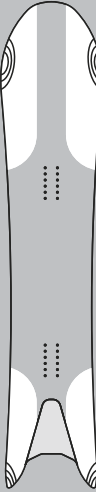
360°



Nose Uplift
High



3D Profile
3BT™




Tail Uplift
Low



Camber Profile
Medium





ThunderStorm

Tri-Ax Laminate	Ultra Light Core	Ultra Glide S Base	FlexWalls™
24 Insert Pack	Carbon Stringers	DST SuperTubes™	Step Down Rails

The ThunderStorm is your go-to for high-energy resort action and powder thrills. A directional ride that has no problem going switch, making it a versatile hybrid 3D Freeride board that effortlessly handles Freestyle too. Part of our Unisex collection, it comes in an array of lengths for riders of all sizes.

144N, 148N, 152N, 154, 156, 158, 161, 156W, 159W, 162W


Park

Resort

Pow

6

Flex



Nose Uplift
High



3D Profile
3BT™



Tail Uplift
Medium



Camber Profile
Low





Cameleon

Tri-Ax Laminate	Ultra Light Core	Ultra Glide S Base	FlexWalls™
24 Insert Pack	Carbon Stringers	DRST SuperTubes™	FlexTail
Step Down Rails			

The Cameleon is your go-to for unmatched versatility, effortlessly maneuvering through tight turns, gliding across the mountain with precision, and floating with ease in deep powder. Its balanced design makes it ideal for any terrain, whether you're carving on groomers or exploring off-piste. Built for riders who crave adaptability without sacrificing performance, the Cameleon transforms every day on the hill into an extraordinary adventure, no matter the conditions.

149, 153, 157, 161

Park

Resort

Pow

5

Flex



Nose Uplift

High

3D Profile



3BT™

Tail Uplift

Medium

Camber Profile

Medium



Cruiser

- Tri-Ax Laminate

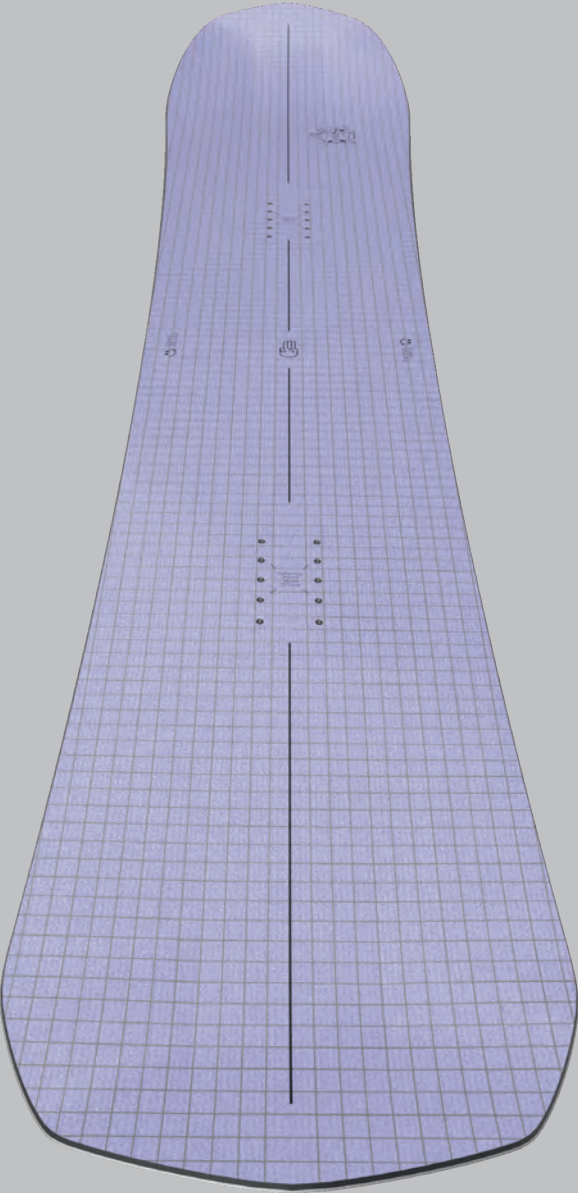
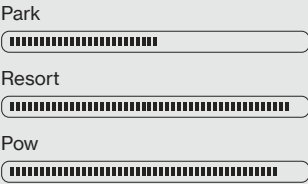
24 Insert Pack
- Ultra Light Core

Carbon Stringers
- Ultra Glide S Base

DRST SuperTubes™
- FlexWalls™

Meet the Cruiser, built for stability at high speeds and designed for all-mountain cruising and creative carving. Offering playful, fun performance, its unique shape allows for both traditional and slightly longer lengths. Ideal for freestyle carving at the resort, the Cruiser delivers a smooth and dynamic ride.


151, 154, 156, 159, 161, 164



Nose Uplift
High



3D Profile
3BT™



Tail Uplift
Low



Camber Profile
Medium





Party Wave

Bi-Ax Laminate Core Core Hyper Glide S Base FlexWalls™

24 Insert Pack

Short and wide done right. The Party Wave is our take on the perfect short and wide board, delivering the ultimate fun ride. Harnessing our 3D shape expertise, we've optimized volume distribution to maintain edge-to-edge precision. Ride it 5-10 cm shorter than your usual board for agile, floaty mountain adventures. The Party Wave guarantees an exhilarating experience every time you hit the slopes.

145, 148, 151, 154, 157

Park

Resort

Pow

4

Flex



Nose Uplift

High

3D Profile

3BT™

Tail Uplift


Low

Camber Profile

Medium

Boards
Directional Twin

EXPLORE

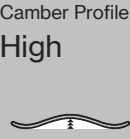




Turbo

Tri-Ax Laminate	Ultra Light Core	Ultra Glide S Base	FlexWalls™
24 Insert Pack	Carbon Stringers	DST SuperTubes™	Impact Plates

The Turbo is the pinnacle of high-performance all-mountain freestyle boards, designed for bold riders who demand the best. As the stiffest and most responsive board in the collection, it's packed with advanced technology and cutting-edge components. Built for dominating slopestyle courses and conquering big air, it's the top choice of our pro team.

156, 159, 158W, 161W, 164W, 167W






Nose Uplift
Low



3D Profile
3BT™



Tail Uplift
Low



Camber Profile
Medium



Goliath+

Tri-Ax Laminate	Super Ultra Light Core	Nano Speed S Base	FlexWalls™
28 Insert Pack	Carbon Stringers	DRST SuperTubes™	AirRide™
Aramid X-PLY Reinforcement	BackSeat Inserts		

Experience the Goliath+, the ultimate upgrade to the original Goliath. This Directional Twin is designed to elevate your all-mountain freestyle game, offering unmatched versatility and performance. With a lighter woodcore, enhanced carbon reinforcement, and a faster base, it delivers the speed and agility you need to conquer any terrain. Step up your ride with the Goliath+ and take your skills to new heights.

153, 156, 159, 158W, 161W, 164W, 167W

Park


Resort

Pow

7

Flex





Goliath

Tri-Ax Laminate	Ultra Light Core	Ultra Glide S Base	FlexWalls™
28 Insert Pack	Carbon Stringers	DRST SuperTubes™	Backseat Inserts

The Goliath is the board that launched the 3D revolution. Its versatility shines in all conditions, effortlessly blending freestyle agility with freeride power. Perfect for seasoned riders seeking an all-in-one solution, the Goliath delivers exceptional on-edge performance, making it a top choice for those who demand versatility and precision on the mountain.

153, 156, 159, 158W, 161W, 164W, 167W




360°


Nose Uplift
Low



3D Profile
3BT™



Tail Uplift
Low



Camber Profile
Medium





Tornado x Beyond Medals

Tri-Ax Laminate	Ultra Light Core	Ultra Glide S Base	FlexWalls™
28 Insert Pack	Carbon Stringers	DRST SuperTubes™	Backseat Inserts

The Tornado, developed in collaboration with Tor Lundstrom, is built for fast, aggressive riding. This board combines design elements from the Goliath and Whatever, delivering a dynamic blend of agility and power that excels in all conditions. Whether you're carving up the mountain or hitting big features, the Tornado is your trusted partner for tackling any terrain with style and precision.

151, 154, 156, 159, 158MW, 161W, 164W



Nose Uplift
Low



3D Profile
3BT™



Tail Uplift
Low



Camber Profile
Medium






Whatever

Bi-Ax Laminate	Light Core	Hyper Glide S Base	FlexWalls™
28 Insert Pack	Carbon Stringers	DST SuperTubes™	FlipFlop Base
BackSeat Inserts			

The Whatever's outline looks strikingly directional, yet its contact surface is twin. It's the ultimate board for those seeking the best of both worlds. Perfect for park days, hot laps, or powder lines, the Whatever embodies versatility. Part of our Unisex collection, it caters to riders of all sizes with an extensive length range.

138, 144, 148, 151, 154, 157, 156W, 159W, 162W




Nose Uplift
Medium



3D Profile
3BT™



Tail Uplift
Medium



Camber Profile
Medium





Whatever Rop van Mierlo

We are excited to introduce this special edition of the Whatever, created in collaboration with our talented friend Rop from the Wild Animals brand. Rop van Mierlo, a Dutch artist and snowboarder based in Amsterdam, graduated from the Design Academy Eindhoven in 2008 and has worked with renowned brands like Marni and Hermès. Rop is best known for his stunning watercolor animals, and for this unique edition of the Whatever, we've selected a different feline for each board size, creating a beautifully wild collection of cats.

Discover more of his incredible work at ropvanmierlo.nl.

Bi-Ax Laminate	Light Core	Ultra Glide S Base	FlexWalls™
28 Insert Pack	Carbon Stringers	DST SuperTubes™	Backseat Inserts

138, 144, 148, 151, 154, 157, 156W, 159W, 162W




Nose Uplift
Medium



3D Profile
3BT™



Tail Uplift
Medium



Camber Profile
Medium



138



144



148



151



154



156w



157




159w



162w



Bataleon™
Rop van Mierlo

 Whatever
157 x 25.9




FunKink

- Bi-Ax Laminate
- Core Core
- Hyper Glide S Base
- FlexWalls™
- 24 Insert Pack
- DST SuperTubes™

The Fun.Kink embodies the essence of a modern, versatile shape. With a mellow flex and user-friendly camber, it encourages riders of all levels to explore new horizons and progress with confidence. This board is the perfect fusion of technology and enjoyment, truly reflecting our core values.

149, 151, 154, 157, 159W, 162W



360°

Nose Uplift
Medium



3D Profile
3BT™



Tail Uplift
Medium



Camber Profile
Medium






Chaser

Bi-Ax Laminate Core Core Hyper Glide S Base FlexWalls™

20 Insert Pack

Leveraging our vast expertise in 3D shaping, we've crafted the Chaser, a highly capable all-mountain board without breaking the bank. With a forgiving mellow flex and Triple Base Technology™, it seamlessly transitions from the park to powder. Available as a set with matching bindings at select retailers.

149, 152, 155, 157, 159, 159W



Available as Set




360°



Nose Uplift
Medium



3D Profile
3BT™



Tail Uplift
Medium



Camber Profile
Low



Boards
Twin

EXTREME



Nose Uplift
Medium



3D Profile
3BT™



Tail Uplift
Medium



Camber Profile
Medium



Evil Twin+


Tri-Ax Laminate	Super Ultra Light Core	Nano Speed S Base	FlexWalls™
24 Insert Pack	Carbon Stringers	CST SuperTubes™	AirRide™

Aramid X-PLY
Reinforcement

The Evil Twin+ takes the most iconic Bataleon board and elevates it with the + treatment. Featuring a lighter core, a faster base, and advanced materials, it stands out as the ultimate twin freestyle board in our collection. Designed for those who crave creativity and versatility, the Evil Twin+ delivers a redefined riding experience where performance meets innovation. Get ready to push your limits and unleash your potential on the mountain with this exceptional board.

151, 154, 157, 159, 156W, 159W

Park



Resort



Pow



6

Flex





Evil Twin

Tri-Ax Laminate	Ultra Light Core	Ultra Glide S Base	FlexWalls™
24 Insert Pack	Carbon Stringers	CST SuperTubes™	

The Evil Twin is the ultimate twin board, renowned for its versatility and performance on the mountain. It excels in the park and beyond, allowing you to tackle any feature with confidence. Whether you're hitting jumps or carving down the slopes, the Evil Twin is your trusty companion for conquering park features with style.

151, 154, 157, 159, 156W, 159W



Nose Uplift
Medium



3D Profile
3BT™




Tail Uplift
Medium



Camber Profile
Medium





Evil Twin 20Y

Tri-Ax Laminate	Ultra Light Core	Hyper Glide S Base	FlexWalls™
24 Insert Pack	Carbon Stringers	CST SuperTubes™	

For this special 20th Anniversary edition, we dove into the vault to combine elements from our favorite OG Evil Twins. Featuring the vibrant neon color from one of the first limited editions and the original duotone hand base style, this board pays homage to its roots. Of course, we couldn't resist adding the new Smiley Face graphic, celebrating the legacy of the most iconic Evil Twin of them all.

151, 154, 157, 159, 156W, 159W

Park

Resort

Pow

5

Flex



Nose Uplift
Medium



3D Profile
3BT™



Tail Uplift
Medium



Camber Profile
Medium



+Series



Nose Uplift
Low



3D Profile
3BT™



Tail Uplift
Low



Camber Profile
Low



Disaster+

Bi-Ax Laminate	Light Core	Hyper Glide S Base	FlexWalls™
24 Insert Pack	Carbon Stringers	CST SuperTubes™	Aramid X-PLY Reinforcement

The Disaster+ is one of the lightest, fastest and most responsive jib boards on the market. Loaded with premium materials typically reserved for freeride and all-mountain boards, it offers riders a distinct and exhilarating freestyle experience like no other.

148, 151, 154, 157, 153W, 156W


Park

Resort

Pow

4
Flex





Disaster

Bi-Ax Laminate Core Core Hyper Glide S Base FlexWalls™

24 Insert Pack

The Disaster combines cutting-edge technology with rugged construction, creating a jib deck that conquers any challenge. Its relaxed camber and soft flex ensure a laid-back ride on the approach and effortless pressing. With contemporary nose and tail kicks, it delivers a skate-like feel that's second to none.

144, 148, 151, 154, 157, 153W, 156W



Nose Uplift
Low



3D Profile
3BT™



Tail Uplift
Low



Camber Profile
Low





Wallie

Bi-Ax Laminate	Light Core	Hyper Glide S Base	FlexWalls™
24 Insert Pack	Carbon Stringers	CST SuperTubes™	

The Wallie is your ticket to unlocking fresh possibilities at familiar spots and reimagining the impossible. Designed for park and freestyle progression, it encourages creativity, making it perfect board for trying new tricks and pushing your limits. As part of our Unisex collection, it comes in a variety of lengths to accommodate riders of all sizes.

138, 141, 145, 148, 151, 154, 156, 154W

Park

Resort

Pow

3

Flex



Nose Uplift
Low



3D Profile
3BT™




Tail Uplift
Low



Camber Profile
Low





Blow

Bi-Ax Laminate Core Core Hyper Glide S Base FlexWalls™

20 Insert Pack

With its Twin Outline and classic Triple Base Technology™, the Blow is designed to spark your passion for learning new tricks. Crafted with a user-friendly mellow flex, it welcomes riders of all levels, providing a playful experience that's perfect for hitting side hits or refining park skills. Plus, you can find it as a set with matching bindings at select retailers.

145, 148, 151, 153, 155, 154W

Park

Resort

Pow

4

Flex



Available as Set



Nose Uplift
Low

3D Profile
3BT™


Tail Uplift
Low

Camber Profile
Low

Boards
Women's

STYX





PushUp+

Tri-Ax Laminate	Ultra Light Core	Ultra Glide S Base	FlexWalls™
28 Insert Pack	Carbon Stringers	DST SuperTubes™	Aramid X-PLY Reinforcement
BackSeat Inserts			

The PushUp+ is an upgraded version of the ultimate all-mountain freestyle women's board, the Push UP. With a lighter woodcore and a faster base, it enhances your skills on the mountain. Featuring improved materials for heightened responsiveness, this board delivers a dynamic ride whether you're mastering jumps, charging through powder, or carving turns.

138, 140, 143, 146, 149, 152

Park


Resort

Pow

6

Flex

+Series



Nose Uplift

Low

3D Profile

3BT™

Tail Uplift

Low

Camber Profile

Low



Push Up

Bi-Ax Laminate	Light Core	Hyper Glide S Base	FlexWalls™
28 Insert Pack	Carbon Stringers	DST SuperTubes™	Backseat Inserts

The Push Up is a premium women's board that embodies versatility for every rider. Engineered with advanced 3D shaping and high-quality materials, it inspires confidence across the mountain. The mid-soft flex and carbon reinforcement ensure a lively ride across all terrains. Whether you're carving turns, floating in powder, or hitting features, the Push Up is a dependable board for all mountain adventures.

138, 140, 143, 146, 149, 152


Park

Resort

Pow

4

Flex



360°

Nose Uplift
Low



3D Profile
3BT™



Tail Uplift
Low



Camber Profile
Medium






Distortia

Bi-Ax Laminate	Light Core	Hyper Glide S Base	FlexWalls™
24 Insert Pack	Carbon Stringers	CST SuperTubes™	

Discover the Distortia, a lightweight women's twin board designed to elevate your park skills and conquer the mountain. Its symmetrical shape and twin flex provide the perfect balance for riding switch, throwing spins, and buttering with confidence. With a 3D base profile that enhances your versatility, the Distortia promises a dynamic and fun experience on any terrain.

140, 143, 146, 149, 152

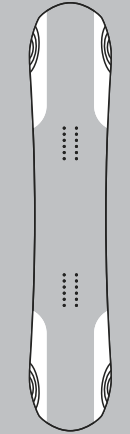
Park	<div><div></div></div>
Resort	<div><div></div></div>
Pow	<div><div></div></div>



Nose Uplift
Medium



3D Profile
3BT™

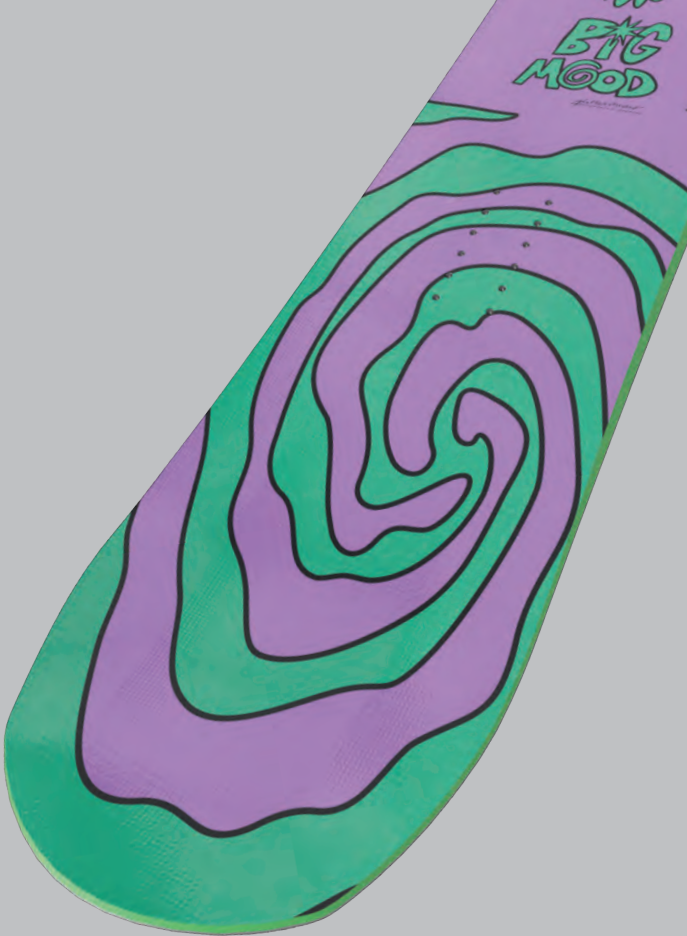


Tail Uplift
Medium



Camber Profile
Medium





Moodboard

Bi-Ax Laminate Core Core Hyper Glide S Base FlexWalls™

24 Insert Pack

The MoodBoard is a women's specific board boasting a twin shape tailored for freestyle and park enjoyment. It offers an effortless ride, accelerating your progression. Its forgiving 3BT™ shaping ensures you can focus on riding, not edges. From slopes to powder, it's a dream ride across the resort. The MoodBoard's graphics are a result of a collaboration with our friends from GlitterStudio.

140, 143, 146, 149, 152

Park

Resort

Pow

3

Flex



Nose Uplift
Medium



3D Profile
3BT™



Tail Uplift
Medium



Camber Profile
Medium





Feelbetter

Bi-Ax Laminate

Core Core


Hyper Glide S Base

FlexWalls™

24 Insert Pack

138, 140, 143, 146, 149, 152

Park



Resort



Pow



The Feelbetter is designed for progression, making it the board of choice for ambitious riders eager to enhance their all-mountain skills. Its playful and easy-to-ride flex invites you to explore with confidence, while the shaping helps reduce edge catches, allowing for smooth rides on any terrain. It's time to elevate your experience. Why feel good, when you can feel better?

3

Flex



36

Nose Uplift

Medium



3D Profile

3BT™



Tail Uplift


Medium



Camber Profile

Medium





360°

Spirit

Bi-Ax Laminate Core Core Hyper Glide S Base FlexWalls™

20 Insert Pack

The Spirit is our softest women's board, crafted to deliver a fun and confidence-boosting ride on any terrain. Its design helps raise the edges to reduce hang-ups, allowing you to navigate effortlessly. With a soft flex that dampens vibrations, it ensures a remarkably smooth experience, whether you're exploring the park or cruising down the slopes. You can also find it as a set with matching bindings at select retailers.

138, 140, 143, 146, 149, 152

Park

Resort

Pow

3

Flex



Available as Set



Nose Uplift
Medium



3D Profile
3BT™



Tail Uplift
Medium



Camber Profile
Medium



Boards
Youth

EXPLORE



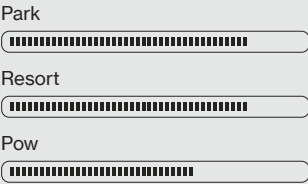
Minishred

Bi-Ax Laminate Core Core Hyper Glide S Base FlexWalls™

20 Insert Pack

The naturally forgiving characteristics of 3BT™ make the Minishred an ideal board for children. With raised contact points and tip-to-tail camber, it lets your young riders concentrate on linking turns without edge worries. Crafted to our high standards, it boasts a full wood core, sintered base, 3D profile, and SideKick™. Don't let your kids ride flat!

85, 95, 105, 115, 120



Available as Set



Nose Uplift
Medium



3D Profile
3BT™



Tail Uplift
Medium



Camber Profile
Low





Stuntwood

Bi-Ax Laminate Core Core Hyper Glide S Base FlexWalls™

20 Insert Pack

The Stuntwood is a versatile freestyle board designed to ignite your youngster's riding progression. Building upon the Evil Twin's legacy, it offers a slightly softer flex for a forgiving and playful experience. Geared towards freestyle enthusiasts of all levels, it's your ticket to mastering tricks and conquering the park with style and confidence.

130, 135, 140, 140W

Park

Resort

Pow

3

Flex

Available as Set



Nose Uplift
Medium



3D Profile
3BT™



Tail Uplift
Medium



Camber Profile
Low





Evil Teen

- Bi-Ax Laminate

24 Insert Pack
- Light Core

Carbon Stringers
- Hyper Glide S Base
- FlexWalls™

We've downsized the legendary Evil Twin for the next generation of park enthusiasts. The Evil Teen is designed for young or smaller riders seeking a serious freestyle board. Its responsive flex and versatile shape make it ideal for navigating the park, allowing for smooth landings and effortless tricks. With enhanced edge control, this board empowers you to ride confidently and improve your freestyle skills faster than ever.

130, 135, 140, 140W


Park

Resort

Pow

4

Flex



Nose Uplift
Medium



3D Profile
3BT™



Tail Uplift
Medium



Camber Profile
Low





Surfer Mini

Bi-Ax Laminate Core Core Hyper Glide S Base FlexWalls™

20 Insert Pack

The pocket-sized version of our award-winning Surfer is designed to help your little ones thrive in powder. We understand that kids can get frustrated when they dive into deeper snow, so this board ensures they can navigate those conditions with ease. If you want your kids to experience the joy of surfing on snow and keep up on powder days, this is the perfect board for them.

138, 145

Park

Resort

Pow

3

Flex



Nose Uplift
High



3D Profile
3BT™



Tail Uplift
Low



Camber Profile
Medium



Bindings

SAFELCON



FAST™



FASE™
FAST ENTRY SYSTEM



GEN 2-STRAP BINDING

NXT GEN 2-STRAP BINDING

NXT GEN 2-STRAP BINDING

NXT GEN 2-STRAP BINDING

NXT GEN 2-STRAP BIN

Get in

1

Strap in

2



TM



TM

FastStrap

The innovative long ankle ladder stays connected for fast, one-handed strapping, while the classic ratchet lets you fine-tune AnkleStrap tension.



AutoBack

The AutoBack offers hands-free entry, automatically closing when the boot enters and opening when it's time to unstrap. It also folds flat for skating, chairlifts, and storage.

Locked-in ToeStrap

Set it and forget it! The Locking Slap Ratchet and tri-toothed ladders keep the strap in place for quick entry and exit, with easy adjustments on the go.

Fast Entry

An easy and intuitive system that lets you strap in with one hand and adjust the binding fit on the go.

Universal Interface

Compatible with any boot model, board model, insert hole pattern and every riding style.

Premium Performance

Experience the locked-in comfort and response of a two-strap binding with the convenience of a Fast Entry System that excels in all-conditions.

Durable Design

Designed to conquer any terrain and withstand all conditions, Fase components come with the assurance of a lifetime warranty.

TM



TM



360°



Blaster FASE™
AsymWrap™

Black

A versatile all-mountain binding designed for riders who demand precision and comfort in every turn. Featuring the innovative FASE Fast Entry System, this binding allows for effortless and intuitive strapping in, so you can seamlessly transition from the lift to the slopes. The asymmetrical lightweight aluminum frame enhances side-to-side flex, providing a dynamic ride that adapts to any terrain, from park features to backcountry adventures. With the 3D AuxTech® Cradle FastStraps, you'll enjoy an exceptional locked-in fit and responsiveness.

- | | | | |
|--------------------------|--------------------|---------------------|-------------------------|
| AutoBack | Adjustable Padding | Size Adjustable | Adjustable Forward Lean |
| Cradle Fast Strap | Lock-in ToeStrap | Bulletproof Buckles | Lock-in SlapRatchet |
| 2° Degree Canted FootBed | FASE™ Ankle Ladder | EVA Sub-Base Pad | |

M/L, L/XL

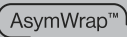
Park

Resort

Pow

6

Flex





360°



Blaster FASE™
AsymWrap™

To Grey

A versatile all-mountain binding designed for riders who demand precision and comfort in every turn. Featuring the innovative FASE Fast Entry System, this binding allows for effortless and intuitive strapping in, so you can seamlessly transition from the lift to the slopes. The asymmetrical lightweight aluminum frame enhances side-to-side flex, providing a dynamic ride that adapts to any terrain, from park features to backcountry adventures. With the 3D AuxTech® Cradle FastStraps, you'll enjoy an exceptional locked-in fit and responsiveness.

- | | | | |
|--------------------------|--------------------|---------------------|-------------------------|
| AutoBack | Adjustable Padding | Size Adjustable | Adjustable Forward Lean |
| Cradle Fast Strap | Lock-in ToeStrap | Bulletproof Buckles | Lock-in SlapRatchet |
| 2° Degree Canted FootBed | FASE™ Ankle Ladder | EVA Sub-Base Pad | |

M/L, L/XL

- | | |
|--------|-------------|
| Park | <div></div> |
| Resort | <div></div> |
| Pow | <div></div> |

6
Flex

FASE™
FAST ENTRY SYSTEM

AsymWrap™

Never
Miss
a Day.

AUX
TECH®



360°



Blaster FASE™ AsymWrap™

White

A versatile all-mountain binding designed for riders who demand precision and comfort in every turn. Featuring the innovative FASE Fast Entry System, this binding allows for effortless and intuitive strapping in, so you can seamlessly transition from the lift to the slopes. The asymmetrical lightweight aluminum frame enhances side-to-side flex, providing a dynamic ride that adapts to any terrain, from park features to backcountry adventures. With the 3D AuxTech® Cradle FastStraps, you'll enjoy an exceptional locked-in fit and responsiveness.

- | | | | |
|--------------------------|--------------------|---------------------|-------------------------|
| AutoBack | Adjustable Padding | Size Adjustable | Adjustable Forward Lean |
| Cradle Fast Strap | Lock-in ToeStrap | Bulletproof Buckles | Lock-in SlapRatchet |
| 2° Degree Canted FootBed | FASE™ Ankle Ladder | EVA Sub-Base Pad | |

M/L, L/XL

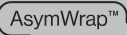
Park

Resort

Pow

6

Flex





360°



Blaster^{PRO} FASE™
AsymWrap™

● Tor

A versatile all-mountain binding designed for riders who demand precision and comfort in every turn. Featuring the innovative FASE Fast Entry System, this binding allows for effortless and intuitive strapping in, so you can seamlessly transition from the lift to the slopes. The asymmetrical lightweight aluminum frame enhances side-to-side flex, providing a dynamic ride that adapts to any terrain, from park features to backcountry adventures. With the 3D AuxTech® Cradle FastStraps, you'll enjoy an exceptional locked-in fit and responsiveness.

- | | | | |
|--------------------------|--------------------|---------------------|-------------------------|
| AutoBack | Adjustable Padding | Size Adjustable | Adjustable Forward Lean |
| Cradle Fast Strap | Lock-in ToeStrap | Bulletproof Buckles | Lock-in SlapRatchet |
| 2° Degree Canted FootBed | FASE™ Ankle Ladder | EVA Sub-Base Pad | |

M/L, L/XL

- | | |
|--------|-------------|
| Park | <div></div> |
| Resort | <div></div> |
| Pow | <div></div> |

7
Flex



FASE™
FAST ENTRY SYSTEM

AsymWrap™

Never
Miss
a Day.

AUX
TECH®



360°



Astro FullWrap™

Black

FullBack	Adjustable Padding	Size Adjustable	Adjustable Forward Lean
ToadGrip Heel Lock	Infinity2 AnkleStrap	Cradle ToeStrap	Bulletproof Buckles
2°ree Dual Density FootBed	Kink Ankle Ladder	EVA Sub-Base Pad	Rotatable Highback

The ultimate binding for serious all-mountain riding. Built with the powerful FullWrap™ aluminum frame and solid FullBack, it delivers increased heelside control and maximum support during heavy landings. Now featuring the new Infinity2 AnkleStrap and the Infinity ToeStrap with a hinged 3D Aux-Tech® pattern. The Astro FullWrap™ is designed to dominate all-mountain terrain with precision and comfort.

M/L, L/XL

Park

Resort

Pow

7

Flex



360°




Astro
AsymWrap™

Black

The Astro AsymWrap™ is designed for riders who demand a responsive yet forgiving all-mountain binding. Featuring an asymmetrical lightweight aluminum frame, it offers increased freedom of movement while maintaining solid heelside control. With the new Infinity 2 AnkleStrap and the Infinity ToeStrap's 3D AuxTech® pattern, the Astro AsymWrap™ provides unmatched comfort and performance across any terrain.

- | | | | |
|----------------------------|----------------------|------------------|-------------------------|
| FullBack | Adjustable Padding | Size Adjustable | Adjustable Forward Lean |
| ToadGrip Heel Lock | Infinity2 AnkleStrap | Cradle ToeStrap | Bulletproof Buckles |
| 2°ree Dual Density FootBed | Kink Ankle Ladder | EVA Sub-Base Pad | Rotatable Highback |

M/L, L/XL



Black

Gray Forest





360°



Blaster AsymWrap™

Elephant

The Blaster AsymWrap™ is a premium all-mountain binding, built for precision and versatility. It combines power with comfort, offering a tweakable ride that excels on any terrain. The 3D AuxTech® CradleStraps provide an exceptional fit. With plenty of customizable adjustment options, this is the perfect binding for park sessions, resort cruising, or exploring off-piste lines. The Blaster AsymWrap™ chassis delivers comfort and tweakability without compromising toe-to-heel power.

- | | | | |
|---------------------------|--------------------|------------------|-------------------------|
| FullBack | Adjustable Padding | Size Adjustable | Adjustable Forward Lean |
| ToadGrip Heel Lock | Cradle AnkleStrap | Cradle ToeStrap | Bulletproof Buckles |
| 0° Single Density FootBed | Kink Ankle Ladder | EVA Sub-Base Pad | Rotatable Highback |

M/L, L/XL

- Park
- Resort
- Pow

6
Flex



AsymWrap™





360°



Blaster
HeelWrap™

Matrix

A serious all-mountain freestyle binding in a no-nonsense package. This binding can be perfectly adjusted to any boot with the size-adjustable HeelWrap™, ToeLadders, and FootBed positions. The KinkLadders let you further fine-tune the feel of this binding, from locked-in to fully tweakable. Built for solid performance all over the mountain and perfect for park season.

- | | | | |
|---------------------------|--------------------|------------------|-------------------------|
| FullBack | Adjustable Padding | Size Adjustable | Adjustable Forward Lean |
| ToadGrip Heel Lock | Cradle AnkleStrap | Cradle ToeStrap | Bulletproof Buckles |
| 0° Single Density FootBed | Kink Ankle Ladder | EVA Sub-Base Pad | |

S, M/L, L/XL

Park

Resort

Pow

6

Flex



Matrix

Watermelon



360°



Chaos AsymWrap™

Black Pearl

The Chaos AW remains the top choice for creative freestyle, offering premium performance and comfort during park sessions. Its AsymWrap™ frame construction provides enhanced lateral flex, making it easy to tweak and press with style. The '3/4 back' highback improves lower leg maneuverability, ideal for technical rail maneuvers. Durable one-piece Transfer ankle and ToeStraps ensure a seamless connection to your boots, allowing you to dominate the park all day.

3/4Back	Adjustable Padding	Size Adjustable	Adjustable Forward Lean
ToadGrip Heel Lock	Transfer AnkleStrap	Transfer ToeStrap	Bulletproof Buckles
0° Single Density FootBed	EVA Sub-Base Pad	Rotatable Highback	

S, M/L, L/XL

Park	<div></div>
Resort	<div></div>
Pow	<div></div>

5
Flex



Black Pearl

Neon Yellow

AsymWrap™
AUX
TECH®



360°



Chaos HeelWrap™

Black

The Chaos HW remains an exceptional park binding, built for jibbing, tweaking, and freestyle mastery. Featuring the solid HeelWrap™ adjustable baseplate, durable one-piece Transfer ankle and ToeStraps, and the ‘3/4 Back’ highback, it ensures a seamless connection to your boots for all-day comfort. With its unmatched versatility, the Chaos HW is your go-to binding for pushing creativity in the park.

3/4Back	Adjustable Padding	Size Adjustable	Adjustable Forward Lean
ToadGrip Heel Lock	Transfer AnkleStrap	Transfer ToeStrap	Bulletproof Buckles
0° Single Density FootBed	EVA Sub-Base Pad		

S, M/L, L/XL

Park	<div><div></div></div>
Resort	<div><div></div></div>
Pow	<div><div></div></div>

5
Flex



Black

White

HeelWrap™

AUX
TECH®



360°



Etna
AsymWrap™

Black

3/4Back	Adjustable Padding	Size Adjustable	Adjustable Forward Lean
ToadGrip Heel Lock	Cradle AnkleStrap	Cradle ToeStrap	Bulletproof Buckles
0° Single Density FootBed	Kink Ankle Ladder	Standard EVA Sub-Base Pad	Rotatable Highback

S, M/L

Park

Resort

Pow

6

Flex

The Etna AW bindings are crafted to enhance your all-mountain experience with precision and comfort. Featuring the AsymWrap™ Chassis and 3/4 Back Highback, they offer excellent control and flexibility for a smooth ride. The Cradle Ankle and ToeStraps ensure a secure and comfortable fit, keeping you locked in and pain-free as you enjoy every moment on the mountain.



360°



Etna
HeelWrap™

Glacier

New this season, the Etna HeelWrap™ is designed to offer the ultimate blend of all-mountain and freestyle performance. The HeelWrap™ chassis, combined with the 3/4 Back High-back, provides the perfect balance of support and flexibility for smooth, responsive turns. With Cradle Ankle and ToeStraps ensuring a secure fit, you'll ride comfortably and confidently all day long.

- | | | | |
|---------------------------|--------------------|------------------|-------------------------|
| 3/4Back | Adjustable Padding | Size Adjustable | Adjustable Forward Lean |
| ToadGrip Heel Lock | Cradle AnkleStrap | Cradle ToeStrap | Bulletproof Buckles |
| 0° Single Density FootBed | Kink Ankle Ladder | EVA Sub-Base Pad | |

S,M/L

- | | |
|--------|-------------|
| Park | <div></div> |
| Resort | <div></div> |
| Pow | <div></div> |

6
Flex



Glacier

Autumn





360°



Donna
AsymWrap™

Midnight

The Donna AW is your go-to women's all-mountain binding, designed with the AsymWrap™ chassis. The smaller Quarterback highback is tailored to women's boot sizes, ensuring a precise fit while offering a perfect blend of side-to-side flex and toe-to-heel responsiveness. Customize your ride with the size-adjustable AsymWrap™ heelcup, three FootBed positions, and highback rotation for enhanced heelside performance. Enjoy the ultimate in comfort and versatility for all your mountain adventures.

- | | | | |
|---------------------------|---------------------|--------------------|-------------------------|
| Quarterback | Adjustable Padding | Size Adjustable | Adjustable Forward Lean |
| ToadGrip Heel Lock | Transfer AnkleStrap | Transfer ToeStrap | Bulletproof Buckles |
| 0° Single Density FootBed | EVA Sub-Base Pad | Rotatable Highback | |

S,M/L

Park

Resort

Pow

5
Flex



Midnight

Warm Clay



360°



Donna
HeelWrap™

Delorean Gray

The Donna HW is your go-to women's all-mountain freestyle binding, featuring the solid HeelWrap™ chassis for exceptional stability and precision. The smaller Quarterback highback is designed specifically for women's boot sizes, ensuring a perfect fit while providing an ideal balance of side-to-side flex and toe-to-heel responsiveness. Customize your ride with an adjustable heelcup and three FootBed position. Ride the whole mountain including the park with unmatched comfort.

- Quarterback
- Adjustable Padding
- Size Adjustable
- Adjustable Forward Lean
- ToadGrip Heel Lock
- Transfer AnkleStrap
- Transfer ToeStrap
- Bulletproof Buckles

0° Single Density FootBed

EVA Sub-Base Pad

S,M/L

Park

Resort

Pow

5

Flex



Delorean Gray

Black Peach

HeelWrap™

AUX
TECH®

Power Steering

Our Bindings come in three different base constructions. Each delivering its own unique riding characteristics. What they all have in common is power steering. Because of the integrated alu frame with the Nylon baseplate. Which one matches your riding style the most

HeelWrap™



For next-level board control with a minimalist design, go with HeelWrap™. The aluminum is reduced to the essentials, giving you control where you need it most. Like all our base options, it's fully size-adjustable too.

AsymWrap™



For the ideal balance of response and freestyle agility, choose AsymWrap™. The aluminum UnderWrap construction, with three connection points to the base, provides strong leverage as you press down on your heel, automatically lifting your toes while allowing maximum flexibility for tweaks.


FullWrap™




Choose FullWrap™ for maximum response and aggressive toe-to-heel power transfer. The aluminum UnderWrap construction, with four connection points to the base, provides powerful leverage, automatically lifting your toes as you press down on your heel.

Perfect Fit

Experience the most comfortable straps ever designed. Whether you choose the over-molded Infinity 2.0 straps or the ultra-light one-piece Transfer straps, we guarantee a perfect fit with any brand or model of boot. Plus, every aspect of this binding is fully customizable to ensure the perfect fit every time.



AuxTech®



Auxetic Shape Technology features hinged patterns that expand seamlessly around your boot without stretching or distorting the material. This eliminates pressure points and delivers exceptional support and comfort.

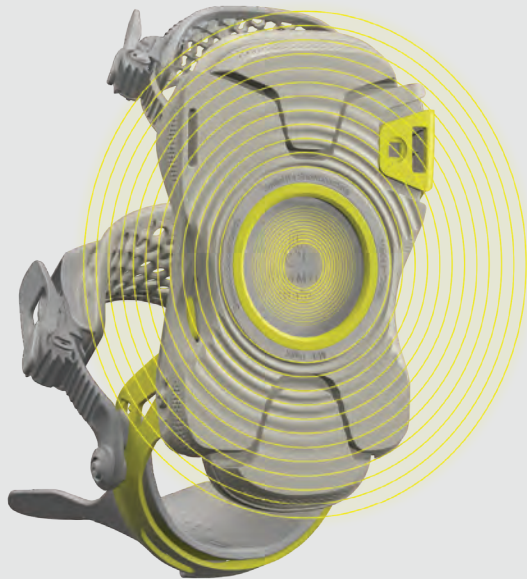
KinkLadders™



KinkLadders™ let you customize the feel of your binding by adjusting the AnkleStrap connection. Choose the low position for more flexibility and tweakability, or the high position for locked-in support and increased response.

3D Flex

With the smallest binding footprint and minimal hard plastic contact, Bataleon bindings let your snowboard perform exactly as it was designed. They preserve your board's dynamic characteristics without restriction or distortion. Ride your board, not your binding!



Never Miss a Day.*

We never want you to miss a day of riding. If you ride hard, there's always a chance something could wear out or break. But don't worry – we've got you covered. Bindings with the "Never Miss a Day" feature come with a backup parts kit, including extra ladders, screws, and washers, so you can keep riding while sorting out replacements.

Boots

DAVIDSON





Get into it

We're excited to introduce year two of our Boot program! This season, we've expanded the lineup with two new models and a fully upgraded, overpowered Acid model.

Plus, we've enhanced all our midsoles and outsoles. We've developed new Vibram® outsoles using their XS Trek compound, and now every boot comes with high-quality rubber outsoles.

Our true-to-size lasting, which has already proven to fit a wide range of feet, continues to deliver exceptional comfort. Built in the best boot factory, these boots proudly carry the Bataleon name.

Next Level Design

We're not here to sell you just another boot – we're here to redefine what a boot can be. By combining the latest materials, technologies, and innovative construction methods, we're creating the boots we've always wanted to ride but could never find – until now.

Traction Control



We've completely redesigned the outsole patterns across all boots in the lineup, combining them with new outsole designs for enhanced comfort, durability, and performance.

Seamless Construction



Fewer seams mean less friction, which is why we've paired seamless construction methods with overmolded parts to create a next-level boot design.

Future Flex



With cutting-edge design, technology and materials, from our FutureFlex designs and FlexZones to ergonomically crafted tongue profiles, we deliver a consistent flex you can rely on every time.

Partners in Design



We collaborate with the most trusted, forward-thinking manufacturers in the industry. From R&D to sampling and production, along with partnerships like BOA® and Vibram®, we're dedicated to creating the best boots on the mountain.

First Class Fit

A perfect boot fit begins with a high-quality inner liner. Even in our entry-level options, you'll find a comfortable, well-crafted liner made with the utmost attention to detail.



P1 Performance Liner

This liner comes with a three-point lace system and ergonomic paneling for optimal comfort and performance. The flexible Toehugger section ensures the boots adapt comfortably to a variety of foot shapes.

Featured on:
Twist Men's
Twist Women's



P2 Premium Liner

This laceless, heat-moldable liner features a secure double Velcro closure and ergonomic paneling for a ultra-con-ext level comfortable fit. Since no two feet are the same, the molded ankle zone and Toehugger section ensure our boots adapt to a wide range of foot shapes.

Featured on:
Salsa Men's
Salsa Women's
Salsa Lace
Rave Men's
Rave Women's



D1 Deluxe Liner

At the high-end of our boot lineup, you'll find the best liner money can buy. It includes all the features of our P2 PremiumLiner, plus 3D-molded ankle support, an EVA sole for added cushioning and insulation, and a triple-density insole with extra heel padding for maximum comfort.

Featured on:
Acid

Line Build-up

We've designed a boot to suit every type of rider. Whether you're seeking cutting-edge, feature-packed riding footwear or prefer straightforward, no-nonsense performance, we have the perfect boot for you that rides as good as it looks.

Acid



- Features:
- New Vibram® outsole
 - New MidSole
 - New Snow Gaiter
 - New BOA PowerStrap
 - New injected tongue
 - FutureFlex Construction
 - Double BOA
 - Injected ToeCap
 - Injected Spine
 - Inner AnkleHarness
 - D1 DeluxeLiner
 - Triple Density Insole
 - Thermal Shield
 - FASE optimized

Salsa



- Features:
- New Vibram® outsole
 - New MidSole
 - FutureFlex Construction
 - Double BOA
 - Injected ToeCap
 - Injected Spine
 - Inner AnkleHarness
 - P2 PremiumLiner
 - Dual Density Insole
 - Thermal Shield
 - FASE optimized

*Also available with Classic Lace

Rave



- Features:
- Custom rubber outsole
 - FlexZone Construction
 - Outer AnkleHarness
 - Inner AnkleHarness
 - Double BOA
 - Injected ToeCap
 - Injected Spine
 - P2 PremiumLiner
 - Dual Density Insole
 - FASE optimized

Twist



- Features:
- Custom rubber outsole
 - FlexZone Construction
 - BOA
 - Seamless ToeCap
 - KangaRu TPU
 - P1 PerformanceLiner
 - Single Density Insole
 - FASE optimized



360°




Acid

Black

The most high-end all-mountain boot, designed for peak performance across diverse terrain. This season's updates include a brand-new BOA AuxTech® PowerStrap combined with a unique double side-BOA® configuration that allows you to fine-tune the flex at shin level while keeping the boot snug around the midfoot. We've added a new FlyKnit SnowGuard to keep snow from melting inside your boot. The new Acid also features an Injected Progressive FlexTongue with FutureProof flex properties. If that wasn't enough, we've also redesigned our Vibram® outsole and updated the CriticalFoam Midsole. This boot offers the most next-level riding experience.

- | | | | |
|--------------------------------|---------------------------------|---------------------|-------------------------|
| Double Side BOA® configuration | Injected Progressive FlexTongue | AuxTech® PowerStrap | Internal Heel Harness |
| Vibram XS TREK Outsole | DryKnit SnowGuard | Seamless Design | FutureFlex Construction |
| Injected ToeCap | Injected Spine | Ergonomic Entry | CriticalFoam Midsole |

7.0, 7.5, 8.0, 8.5, 9.0, 9.5, 10.0, 10.5, 11.0, 11.5, 12.0, 12.5, 13.0





360°



Salsa

Team

The Salsa is a versatile, high-performance boot, now updated with our new Vibram® outsole and an updated MidSole for superior traction and cushioning. Featuring the Dual BOA® system and P2 PremiumLiner, it offers exceptional control and comfort. The FutureFlex Construction, injected Toe-Cap, and inner AnkleHarness deliver superior support, while the RubberGrip outsole ensures confidence across any terrain. Perfect for all-mountain adventures, the Salsa is built for riders who demand both versatility and performance.

Future Flex Construction

Seamless Design

Injected ToeCap

Injected Spine

Internal AnkleHarness

Pressure Relief Tongue

Ergonomic Entry

Vibram XS TREK Outsole

Thermal Shield

Critical Foam Midsole

P2 PremiumLiner

7.0, 7.5, 8.0, 8.5, 9.0, 9.5, 10.0, 10.5, 11.0, 11.5, 12.0, 12.5, 13.0

Park



Resort



Pow



6

Flex

Black

Neon Yellow

Team



Future Flex



P2 Premium Liner



360°



Salsa Lace

Black

The Salsa Lace blends traditional lacing with modern performance, now updated with our redesigned Vibram® outsole and an updated midsole for enhanced grip and comfort. It features the heat-moldable P2 PremiumLiner, stitched ankle support, and a cushioned insole for all-day comfort and control. The Velcro PowerStrap allows for fine-tuning your fit. Perfect for all-mountain exploration, the Salsa Lace is your trusted boot for all-mountain performance

- Future Flex Construction

Internal HeelHarness

Velcro PowerStrap
- Seamless Design

Pressure Relief Tongue

Thermal Shield
- Injected ToeCap

Ergonomic Entry

Locking SpeedHooks
- Injected Spine

Vibram XS TREK Outsole

P2 PremiumLiner

7.0, 7.5, 8.0, 8.5, 9.0, 9.5, 10.0, 10.5, 11.0, 11.5, 12.0, 12.5, 13.0

Park

Resort

Pow

5

Flex





360°

Black

White



Rave

White

The Rave is built for riders who demand all-mountain performance with responsive control and comfort. Featuring the SureGrip rubber outsole, this boot provides excellent grip and freedom of movement across diverse terrain. The Dual BOA® system, External AnkleHarness and heat-moldable P2 Premium Liner ensure a precise fit and support, while the rubber ToeCap and injected spine add durability. The inner Ankle Harness keeps you locked in with the perfect balance of power and flexibility for all-mountain domination.

- | | | | |
|-----------------------|------------------------|-----------------|-----------------------|
| External HeelLock | KangaRu TPU | Rubber ToeCap | Injected Spine |
| Internal AnkleHarness | Pressure Relief Tongue | Ergonomic Entry | External AnkleHarness |
| SureGrip Outsole | Critical Foam Midsole | P2 PremiumLiner | Triple Pull Tab |

7.0, 7.5, 8.0, 8.5, 9.0, 9.5, 10.0, 10.5, 11.0, 11.5, 12.0, 12.5, 13.0

Park

Resort

Pow

5 Flex

Future Flex



Sure Grip

P2 Premium Liner



360°


Twist

Blue Black

Targeted FlexZone	KangaRu TPU	Seamless ToeCap	Pressure Relief Tongue
Ergonomic Entry	Double Pull Tab	SureGrip Outsole	Critical Foam Midsole
P1 PerformanceLiner			

The Twist is your go-to boot for fun, playful all-mountain riding. Featuring our SureGrip rubber outsole and updated midsole material, this boot offers excellent grip and flexibility. The BOA® system and heat-moldable P1 Performance Liner provide a snug, comfortable fit, while the FlexZone Construction enhances mobility for effortless riding. Whether you're cruising groomers or hitting side hits, the Twist is designed to keep things light, fun, and comfortable all day long.

7.0, 7.5, 8.0, 8.5, 9.0, 9.5, 10.0, 10.5, 11.0, 11.5, 12.0, 12.5, 13.0



Blue Black

Black

Future Flex



SureGrip

P1 Performance Liner



360°



Salsa Women's

Black

The Salsa Women's boot is built for all-mountain riders who value both performance and comfort. Updated with a Vibram® outsole and an new midsole, it features a Dual BOA® system for a secure, precise fit. The P2 PremiumLiner with stitched ankle support provide exceptional comfort and control, while the durable outsole ensures traction on any terrain. Whether you're navigating powder or groomers, the Salsa Women's boot will keep you riding comfortably all day long.

- Future Flex Construction

Internal AnkleHarness

Thermal Shield
- Seamless Design

Pressure Relief Tongue

Critical Foam Midsole
- Injected ToeCap

Ergonomic Entry

P2 PremiumLiner
- Injected Spine

Vibram XS TREK Outsole

5.5, 6.0, 6.5, 7.0, 7.5, 8.0, 8.5, 9.0, 9.5, 10.0





360°



- Black
- Dune




Rave Women's

-
- Dune

The Rave Women's boot is crafted for all-mountain riders seeking comfort and control across any terrain. Featuring the new SureGrip Outsole for enhanced grip and comfort, it comes equipped with a Dual BOA® system for easy adjustment and a heat-moldable P2 PremiumLiner for personalized support. With added durability from the rubber ToeCap and Injected Spine, the Rave Women's boot delivers a responsive ride with just the right amount of flexibility for smooth, confident runs.


External HeelLock	KangaRu TPU	Rubber ToeCap	Injected Spine
Internal AnkleHarness	External AnkleHarness	Pressure Relief Tongue	Triple Pull Tab
SureGrip Outsole	Critical Foam Midsole	Ergonomic Entry	P2 PremiumLiner

5.5, 6.0, 6.5, 7.0, 7.5, 8.0, 8.5, 9.0, 9.5, 10.0





Twist Women's

 Burgundy Creme

The Twist Women's boot is built for playful all-mountain adventure, designed to provide comfort and versatility. Featuring our new SureGrip outsole afor excellent grip and mobility on any terrain. The BOA® system and heat-moldable P1 PerformanceLiner ensure a secure, personalized fit, while FlexZone Construction enhances movement for a smooth ride. Whether you're exploring the resort or taking on new challenges, the Twist Women's boot keeps the ride fun and comfort-able all day.

- | | | | |
|---------------------|-----------------|------------------|------------------------|
| Targeted FlexZone | KangaRu TPU | Seamless ToeCap | Pressure Relief Tongue |
| Ergonomic Entry | Double Pull Tab | SureGrip Outsole | Critical Foam Midsole |
| P1 PerformanceLiner | | | |

5.5, 6.0, 6.5, 7.0, 7.5, 8.0, 8.5, 9.0, 9.5, 10.0

Park



Resort



Pow


4
Flex



360°

 Black

 Burgundy Creme



Future
Flex

BOA®

Sure
Grip

P1 Performance
Liner

Bataleon

Twin

Evil Twin⁺



151	154	156w
157	159	159w

Evil Twin



151	154	156w
157	159	159w

Evil Twin 20Y



151	154	156w
157	159	159w

Distortia



140	143	146
149	152	

Disaster⁺



148	151	153w
154	156w	157

Disaster



144	148	151
153w	154	156w
157		

Wallie



138	141	145
148	151	154
154w	156	

Moodboard



140	143	146
149	152	

Blow



145	148	151
153	154w	155

Evil Teen



130	135	140
140w		

Stuntwood



130	135	140
140w		

MiniShred



85	95	105
115	120	

Directional Twin

Turbo



156	158w	159
161w	164w	167w

Tornado Beyond Medals



151	144	154
156	158m	159
161w	164w	

Goliath⁺



153	156	158w
159	161w	164w
167w		

Goliath



153	156	158w
159	161w	164w
167w		

PushUp⁺



138	140	143
146	149	152

PushUp



138	140	143
146	149	152

Whatever



138	144	148
151	154	156w
157	159w	162w

Whatever X Rop van Mierlo



138	144	148
151	154	156w
157	159w	162w

FunKink



149	151	154
157	159w	162w

FeelBetter



138	140	143
146	149	152

Chaser



149	152	155
157	159	159w


Spirit



138	140	143
146	149	152


Directional

Surfer




149	154	159
162		

Surfer Mini




138	145
-----	-----

Thunderstorm




144n	148n	152n
154	156	158
161	156w	159w
162w		

Cameleon




149	153	157
161		

Cruiser



151	154	156
159	161	164

Party Wave




145	148	151
154	157	

Acid

Acid Men's

●

Black



M

men's

Salsa

Salsa Men's

●

Team



M

men's

Salsa Men's

●

Neon Yellow



M

men's

Salsa Men's

●

Black



M

men's

Salsa Women's

●

Black



W

women's

Salsa Lace

Salsa Lace

●

Black



M

men's

Rave

Rave Men's

●

White



M

men's

Rave Men's

●

Black



M

men's

Rave Women's

●

Dune



W

women's

Rave Women's

●

Black



W

women's

Twist

Twist Men's

●

Blue & Black



M

men's

Twist Men's

●

Black



M

men's

Twist Women's

●

Burgundy



W

women's

Twist Women's

●

Black



W

women's

Astro

Astro FW

●

Black



M

men's

Astro AW

●

Black



Astro AW

●

Gray Forest



Etna

Etna AW

●

Black



W

women's

Etna HW

●

Glacier



Etna HW

●

Autumn



Blaster FASE

Blaster AW FASE

●

Black



!

new model

Blaster AW FASE

●

to Gray



Blaster AW FASE

●

White



Blaster PRO AW FASE

●

Tor



Blaster

Blaster AW

●

Black



M

men's

Blaster AW

●

Elephant



Blaster HW

●

Tangerine



Blaster HW

■

Matrix



Blaster HW

●

Watermelon



Donna

Donna AW

●

Midnight



W

women's

Donna AW

●

Warm Clay



Donna HW

●

Delorean Gray



Donna HW

●

Black Peach



Chaos

Chaos AW

●

Black Pearl



M

men's

Chaos AW

●

Neon Yellow



Chaos HW

●

Black



Chaos HW

●

White





Ethan, Flachau / Cyril Müller

Bataleon 25/26 Travel

Travel

Stowaway



For quick car trips or storing your board in the garage, the Stowaway Sleeve offers lightweight yet reliable protection. Made from flexible neoprene with reinforced ends, it securely covers your edges for a snug fit. A central Velcro closure makes it easy to secure the sleeve without needing to remove your bindings.

Size S fits board lengths 143-150.
Size M fits board lengths 150-157.
Size L fits board lengths 157-164.

Getaway



The Getaway bag is ideal for weekend or day trips. Pack your board, boots, bindings, and still have room for your outerwear. Its unique waterproof construction with a roll-up closure makes it adjustable for any board size. Equipped with a sturdy, comfortable shoulder strap for easy carrying, the GETAWAY bag protects your gear from the elements when stored on top of your car or in the truck bed, while also safeguarding your vehicle from scratches when carried inside.

L185cm x W34cm x H18cm

Rollaway



For bigger trips you can rely on this beast of a bag. This padded rollerbag can easily fit two snowboards and comes with liner bags to pack your wet gear or dirty boots separate from your dry clothes. This bags features lots of extra pockets and quality wheels with smooth bearings, sturdy zippers comfortable grips and plenty of attachment loops.

L177cm x W33cm x H22cm

Bataleon 25/26 |Travel

