


1



**Bataleon™**

2

2

2






The Future is 3D



# Ride The Future





**3D is the future. It makes snowboarding more fun for every level of rider and we've been perfecting it for almost two decades. In 2021/22 we continue to blaze a trail, drawing on our unique experience with Triple Base Technology™ and the latest materials to improve the performance of each board in the line. The result is better curves, floatier powder turns, cleaner landings and faster progression.**

**For us, enjoying the experience is the goal. It's about the stoke you get from learning a new trick in the park, or getting a face full of snow on a powder day; it's hollering at your buddies as you take turns on side hits, and laughing together on the chair ride back up. It's friendship, and good times, and it's hardwired into our DNA.**

**Smile. It's snowboarding.**








# Directional





For pure turning performance you can't beat a directional shape. We engineer maximum 3D uplift in the nose alongside the edge-to-edge performance you get from a narrower centerbase.

Surf effortlessly through waist-deep pow or get your elbows down on the hardpack and burn some wax. Flow state guaranteed.



# Directional



## Thunder Bolt

Electric performance

Flex 7

Directional Outline

Freeride 3BT™

SideKick™

Dynamic Camber

AirRide™



## Surfer

Feel the spray

Flex 4

Directional Outline

Pow 3BT™

SideKick™

Medium Camber

AirRide™



W

## Storm

Game-changing versatility

Flex 5

Directional Outline

Freeride 3BT™

SideKick™

Dynamic Camber

Women's Specific



## Carver

Take it to the edge

Flex 7

Directional Outline

Freeride 3BT™

SideKick™

Dynamic Camber





### Party Wave+

The wave of your life

Flex 5

Directional Outline

Freeride 3BT™

SideKick™

Medium Camber



### Camel Two

The best just got better

Flex 5

Directional Outline

Pow 3BT™

SideKick™

Medium Camber



### Thunder

Ride lightning

Flex 6

Directional Outline

Freeride 3BT™

SideKick™

Dynamic Camber



W

### Love Powder

Live the dream

Flex 4

Directional Outline

Pow 3BT™

SideKick™

Medium Camber

Women's Specific



### Party Wave

Short and wide done right

Flex 4

Directional Outline

Freeride 3BT™

SideKick™

Medium Camber



### Camel Toe

The OG rocketship

Flex 4

Directional Outline

Pow 3BT™


SideKick™

Medium Camber




# Thunder Bolt

The Thunder Bolt exists at the cutting edge of materials and three dimensional shaping. It's a limited edition all-mountain dart that's as stunning to behold as it is to ride. Fluid, versatile – and face-meltingly fast.









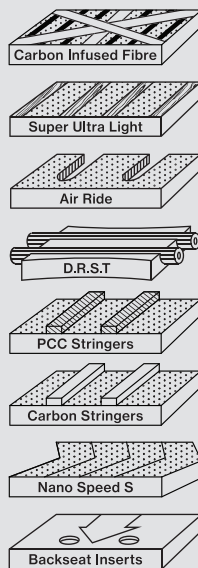
# Thunder Bolt

## Electric performance.

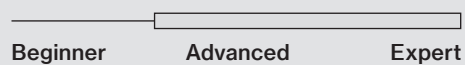
The all-new Thunder Bolt takes freeride snowboard design to the next level. Our lightest ever core is paired with premium carbon-infused fibre, cutting edge dampening and a race-grade base that will leave your buddies in the dust. Be the envy of every lift line with this state-of-the-art all-mountain weapon, produced in strictly limited numbers and delivered in a custom-fitted travel sleeve.

## Sizes


156 158 159w




## Level




## Flex




## Float





## Park




## Groomers




## Pow



Directional Outline



Freeride 3BT™ + Sidekick™




High Uplift

Medium Uplift



Dynamic Camber





**3BT** (TRIPLE BASE™ TECHNOLOGY)

**SIDEKICK**

**SUPER TUBES**

**AIRRIDE**





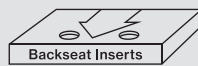
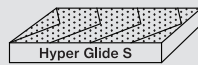
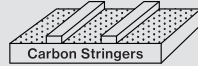

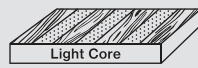
# Thunder

## Ride lightning.

The Thunder smashed a new hole in the big mountain category when it debuted last year. It's a straight-up freeride speed freak that's built for aggressive resort shredding and turbo-charged powder descents. Powerful riders will dig the smooth response we've dialed in through generous use of carbon and a beveled topsheet towards the waist. A combination of Triple Base and SideKick™ in the nose helps it float easily in the deep stuff. Bring the noise!

## Sizes

154 156 156w 158 159w 161  
162w



## Level

Beginner  Advanced  Expert

## Flex

6

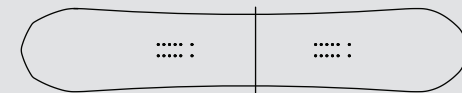
## Float

74

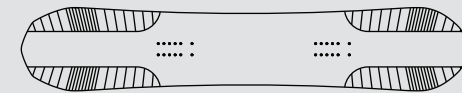
## Park

## Groomers


## Pow



Directional Outline



Freeride 3BT™ + Sidekick™



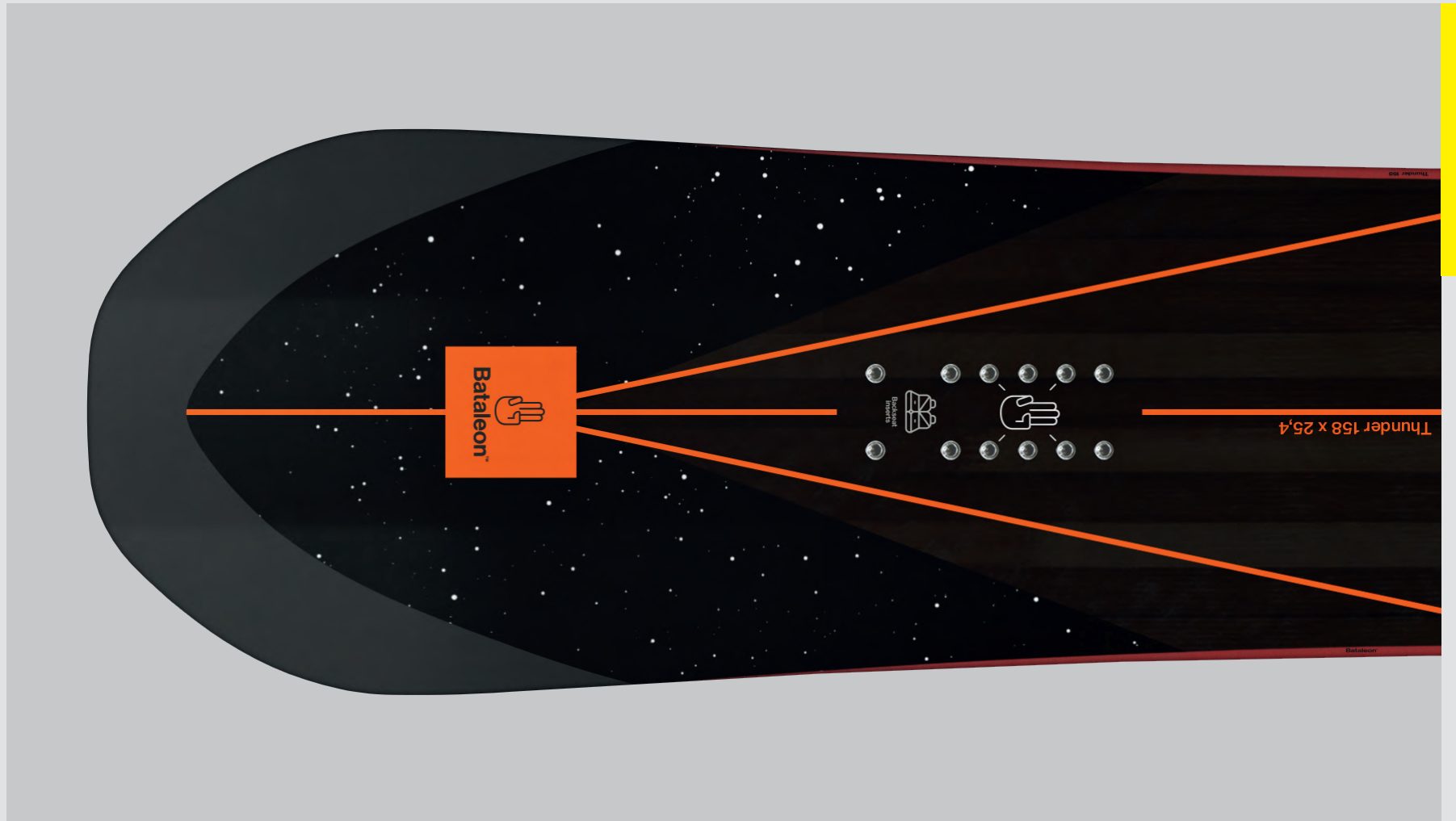
High Uplift

Medium Uplift




Dynamic Camber





Directional



**3BT** (TRIPLE BASE™  
TECHNOLOGY

**SIDEKICK**™

**SLIPPER  
TUBES**





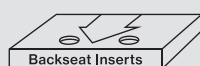
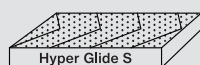

# Storm

## Game-changing versatility.

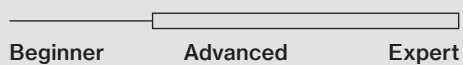
Drawing on the best elements of the Push Up and adding a more pow-friendly nose, the award-winning Storm has become an instant favourite of team rider Klaudia Medlova. It's rapid edge to edge, stable over jumps and easy to ride switch, but duck the ropes and it chews backcountry lines for breakfast. A one-board quiver that's so good we had to give the guys their own version with the Thunder.

### Sizes


144 148 152 156




### Level




### Flex



### Float



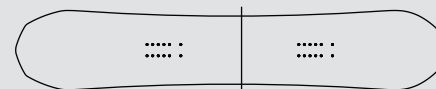

### Park




### Groomers



### Pow



Directional Outline

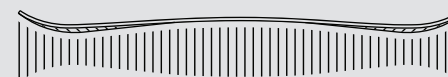


Freeride 3BT™ + Sidekick™



High Uplift

Medium Uplift



Dynamic Camber





Directional



3BT™ (TRIPLE BASE™  
TECHNOLOGY

SIDEKICK®

SLIPPER  
TUBES



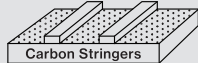
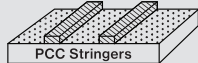

# Surfer

Feel the spray.

The Surfer has been turning heads since its launch and continues to set the bar for progressive 3D shapes. The wide, hull-like nose generates unparalleled lift – plowing through deep snow, surfing through slush and mowing over bumps. An aggressive sidecut, combined with the extreme swallow, maximises edge grip to enable you to get your palms down on the hardpack while naturally sinking the tail in pow. Think bottom turns, lip smacks and extended trips to the white room. Shaka!

## Sizes

149 154 159 162



## Level

Beginner  Advanced  Expert

## Flex

4


## Float

87


## Park

## Groomers

## Pow



Directional Outline



Pow 3BT™ + Sidekick™



Maximum Uplift




Low Uplift



Medium Camber





**3BT™** (TRIPLE BASE™ TECHNOLOGY)

**SIDEKICK™**

**SUPER  
TUBES**

**AIRRIDE**



# Short and Wide Done Right.





The Party Wave and Party Wave<sup>+</sup> pack maximum float into a compact silhouette. By using 3D shaping we're able to accelerate edge transitions and keep it way more agile than regular 'fat' boards. Steal every line – yew!





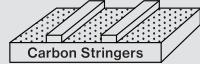


# Party Wave+

The wave of your life.

We've taken the regular Party Wave and spec'd it up for the most discerning snow surfers in the line up. A lighter woodcore, upgraded glass and lightning-quick sintered base mean you can expect even livelier performance from this game-changing wide silhouette. Little hand says it's time to rock and roll!

## Sizes

148 151 154 157



## Level

Beginner  Advanced  Expert

## Flex

5

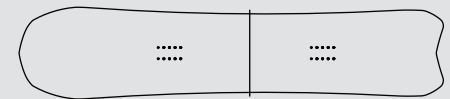
## Float

87


## Park

## Groomers


## Pow



Directional Outline



Freeride 3BT™ + Sidekick™





High Uplift

Low Uplift



Medium Camber





**3BT** (TRIPLE BASE™ TECHNOLOGY)

**SIDEKICK**

**SLIPPER TUBES**



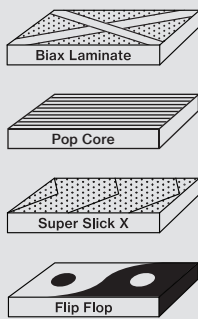

# Party Wave

**Short and wide done right.**

Sure, the Party Wave is fat – but it's no slouch. Years of experience with 3D shapes have enabled us to shift the volume from length to width without sacrificing edge-to-edge performance. Designed to be ridden 5-10 cm shorter than your regular deck, it's a nimble and floaty pocket rocket that dials up the fun all over the mountain. Dive into the trees on a greybird pow day, glide over spring slush or seek out side-hits on your favourite home run – it's party time!

## Sizes

145 148 151 154 157



## Level

Beginner      Advanced      Expert

## Flex

4

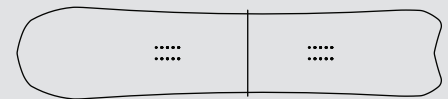
## Float

86


## Park

## Groomers


## Pow



Directional Outline



Pow 3BT™ + Sidekick™



High Uplift

Low Uplift




Low Camber



Bataleon™

Party Wave  
148 x 27.8





**3BT** (TRIPLE BASE™ TECHNOLOGY) **SIDEKICK**



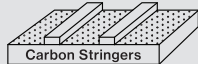

# Carver

## Take it to the edge.

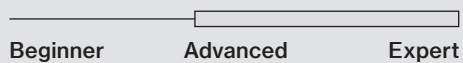
The carving renaissance continues; we wanted to design a directional arrow that offers lightning response and rail-like edge hold but which is fun to ride in everyday conditions long after you've rinsed the corduroy. Thanks to 3BT™ it can afford to be a little wider than your typical carve board – adding some useful float – while the narrow centerbase accelerates edge transitions and keeps drag to a minimum. Get low, feel your eyes water and your palms scrape.

## Sizes


158




## Level




## Flex



## Float



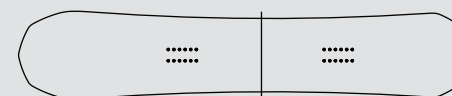

## Park




## Groomers



## Pow



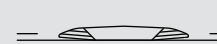
Directional Outline



Freeride 3BT™ + Sidekick™



Medium Uplift



Low Uplift





Dynamic Camber

Bataleon™

Carver 158





**3BT** (TRIPLE BASE™  
TECHNOLOGY

**SIDEKICK**™

**SLIPPER  
TUBES**



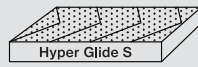
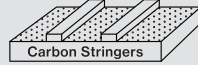

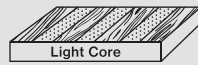
# Camel Two

The best just got better.

Our follow-up to the top-selling Camel Toe was several years in the making. We've kept the same tapered lines that were the secret sauce behind the original's flowing turns, but given the nose a modern facelift. We've also beefed up the response with dual carbon SuperTubes™, shaved some weight from the woodcore and upgraded the base to create a cutting edge saber that will slice buttery-smooth lines down the whole mountain. This is one sequel that does not disappoint.

## Sizes

149 153 157 161



## Level

Beginner  Advanced  Expert

## Flex

5

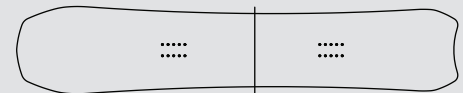
## Float

81


## Park

## Groomers


## Pow



Directional Outline



Pow 3BT™ + Sidekick™




High Uplift

Low Uplift



Medium Camber





3BT (TRIPLE BASE TECHNOLOGY)

SIDEKICK

SLIPPER TUBES



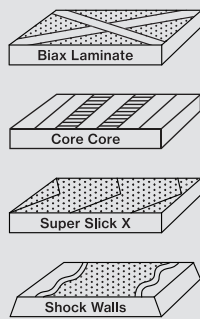
# Love Powder

Live the dream.

Unlock the full potential of a powder day with this tapered women's deck featuring Triple Base Technology™. From tight tree runs to open bowls, its 3D-shaped nose floats effortlessly over the deep stuff, while the tail sinks naturally to keep you surfing through soft landings and ensure you're first back to the lift for another lap. Make the dream a reality.

## Sizes

144 148 153



## Level

Beginner  Advanced  Expert

## Flex

4


## Float

73


## Park

## Groomers


## Pow



Directional Outline



Pow 3BT™ + Sidekick™



Medium Uplift

Medium Uplift



Low Camber





Directional



**3BT** (TRIPLE BASE™  
TECHNOLOGY

**SIDEKICK**®



# Camel Toe

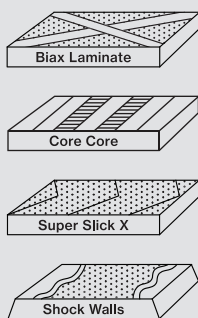
## The OG rocketship.

This is the best-selling model that flipped the script and ushered in a new breed of three-dimensional freeride boards. Maximum lift in the nose blends seamlessly into a gorgeous sidecut, creating an all-terrain rocketship that thrives drawing fast, open curves down trails and powder fields alike. Set the controls for the heart of the Sun.

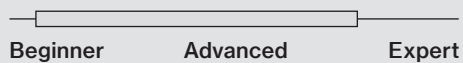
Available as a set with matching bindings at select retailers.

### Sizes


148 153 158 162




### Level



### Flex



### Float





### Park




### Groomers




### Pow



Directional Outline



Pow 3BT™ + Sidekick™




High Uplift

Low Uplift



Low Camber





**3BT** (TRIPLE-BASE™ TECHNOLOGY)


**SIDEKICK**®



A close-up photograph of a sand dune. The sand is light-colored and shows distinct horizontal ridges or tracks. A bright yellow rectangular highlight is positioned on the sand surface, centered horizontally and slightly above the middle vertically. The text "Directional Twin" is overlaid on this highlight in a bold, black, sans-serif font.

# Directional Twin





A twin silhouette with a slightly longer nose makes these the ultimate all-mountain machines. Advanced 3D shaping at the tip and tail helps you dominate the groomers, switch things up in the park or take your freestyle game to the backcountry. The only limit is your imagination.



# Directional Twin



## Jam

Step into tomorrow

Flex 7

Directional Twin outline

Freestyle 3BT™

SideKick™

Dynamic Camber

AirRide™



## Stallion

Go big or go home

Flex 7

Directional Twin outline

Freestyle 3BT™

SideKick™

Dynamic Camber

Wide Model

AirRide™



**New Shape!**

## Whatever

Down for anything

Flex 4,5

Directional Twin outline

Twin 3BT™

SideKick™

Medium Camber



**W New Shape!**

## Feelbetter

Why feel good, when you can feel better?

Flex 3

Directional Twin outline

Freestyle 3BT™

SideKick™

Low Camber

Women's Specific





### Goliath

A giant of the all-mountain game

Flex 6

Directional Twin outline

Freestyle 3BT™

SideKick™

Medium Camber



### Beyond Medals

Vacation Forever

Flex 6

Directional Twin outline

Freestyle 3BT™

SideKick™

Medium Camber



W

### Push Up

Push your limits

Flex 4

Directional Twin outline

Freestyle 3BT™

SideKick™

Medium Camber

Womens Specific



New Shape!

### Fun Kink

Fun times every time

Flex 4

Directional Twin outline

Twin 3BT™

SideKick™

Low Camber



W

### Spirit

Rise your game

Flex 2

Directional Twin Outline

Freestyle 3BT™

Low Camber

Women's Specific

Available as Set



### Chaser

Locked on progression

Flex 3

Directional Twin Outline

Freestyle 3BT™

Low Camber

Available as Set



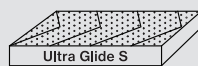

# Jam

Step into tomorrow.

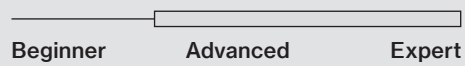
All-terrain freestyle decks don't get more high performance than the Jam. It's a featherweight samurai sword built exclusively from premium materials and fully loaded with our latest tech including carbon SuperTubes™ and an AirRide™ core for instant, smooth response. Dominate the pro line, attack the groomers and slay critical descents on a board that only gets better the more you push it.

## Sizes


153 156 159 161w




## Level




## Flex



## Float



## Park




## Groomers



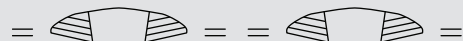
## Pow



Directional Twin Outline



Freestyle 3BT™ + Sidekick™



Medium Uplift



Medium Uplift



Dynamic Camber





Directional Twin



**3BT** (TRIPLE BASE™  
TECHNOLOGY

**SIDEKICK**™

**SLIPPER  
TUBES**

**AIRRIDE**



# Stallion

Go big or go home.

Taller riders and dudes with big feet are often lumped with heavy planks; the Stallion bucks that trend. It's a super-sized version of the top-of-the-line Jam that boasts all the same lightweight materials and agile performance.

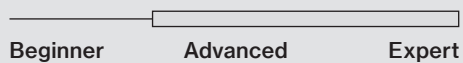
Our 3D approach to shape means edge transitions are faster than traditional wide boards, while the versatile outline lets you crush any terrain in any conditions. A lean, mean thoroughbred.

## Sizes

164w 167w 172w




## Level



## Flex




## Float



## Park




## Groomers




## Pow



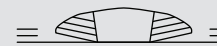
Directional Twin Outline



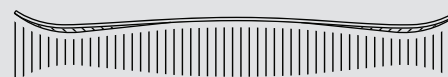
Freestyle 3BT™ + Sidekick™



Medium Uplift



Medium Uplift



Dynamic Camber





Directional Twin



3BT™ (TRIPLE BASE™ TECHNOLOGY)

SIDEKICK®

SUPER TUBES

AIRRIDE



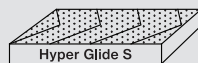
# Goliath

A giant of the all-mountain game.

The Goliath is firmly established as a classic within the Bataleon range and an industry-wide best seller. Its balance of freestyle agility and freeride power is ideal for the solid rider who needs one stick to do it all, and we've brought a few subtle design tweaks over the years to ensure it remains best in class. Light, fast and snappy as hell, this 3D directional twin is limitless and future proof.

## Sizes

153 156 158w 159 161w 164w



## Level

Beginner Advanced Expert

## Flex

6

## Float

68


## Park

## Groomers


## Pow



Directional Twin Outline



Freestyle 3BT™ + Sidekick™




Medium Uplift

Medium Uplift



Medium Camber





Directional Twin



**3BT** (TRIPLE BASE™ TECHNOLOGY)

**SIDEKICK**®

**SUPER TUBES**



# Beyond Medals X Goliath





Tour like Tor on this fresh collab with the sickest crew in the game.  
Featuring artwork by Andreas Nilsson, Superstudio, @andreasnilssondop





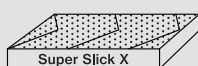
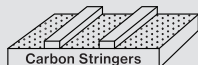

# Beyond Medals

## Vacation Forever.


Tor Lundstrom and the Beyond Medals crew define 21st century creative snow sliding. Building on the Goliath's versatile and powerful platform, our collab model adds a fresh graphic and toughened base for jibbing the crap out of park obstacles, natural features and street set-ups. Beyond sick!

### Sizes

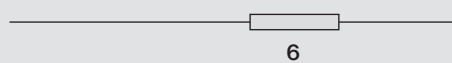
153 156 158w 159




### Level



### Flex




### Float




### Park




### Groomers




### Pow



Directional Twin Outline



Freestyle 3BT™ + Sidekick™



Medium Uplift



Medium Uplift



Medium Camber





Directional Twin



**3BT** (TRIPLE BASE™ TECHNOLOGY)

**SIDEKICK**®

**SLIPPER TUBES**




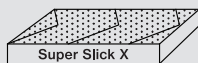
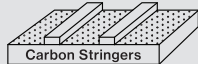


# Push Up

## Push your limits.

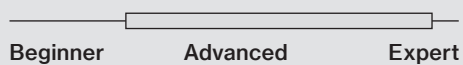
The Push Up is a premium women's deck that combines high spec materials with the latest in 3D shaping to help take your skills to the level. Raised edges let you play around on park obstacles with way more confidence, while a mid-soft flex with added carbon keeps it feeling super lively across the whole mountain. Step things up on the jump line, dive into some pow or just lay down a few turns; this board's got your back.

### Sizes

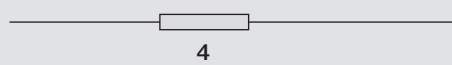
138 140 143 146 149 152



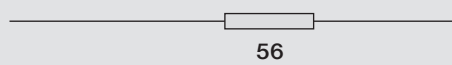
### Level




### Flex



### Float




### Park




### Groomers




### Pow



Directional Twin Outline



Freestyle 3BT™ + Sidekick™



Medium Uplift

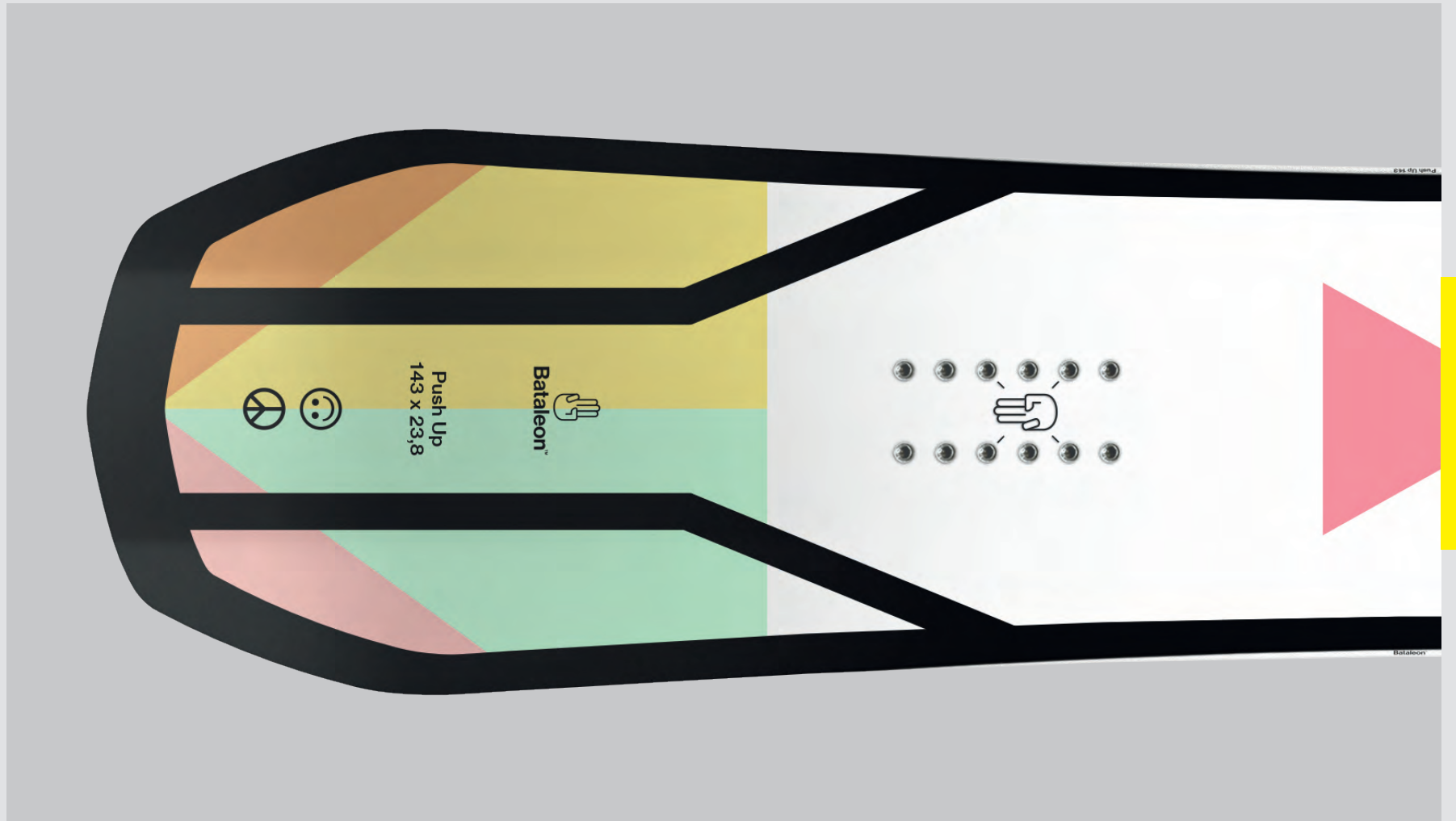


Medium Uplift



Medium Camber





Directional Twin



3BT™ (TRIPLE BASE™ TECHNOLOGY)

SIDEKICK™

SUPER TUBES




# New Shapes

**Fun.Kink, Whatever and Feelbetter**

**We're constantly refining our line-up to take advantage of the latest advances in 3D board design. The Whatever, Feelbetter and Fun.Kink have all been given brand new shapes for 2021/22, pushing up the performance another notch and keeping these rider favorites in a league of their own.**









# Whatever

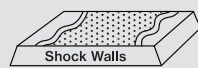
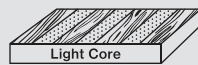
New Shape!

## Down for anything.

Our best-selling quiver killer features a progressive new shape for 2021/22 that squeezes out even more versatile performance. Under the hood, we've kept the flex pattern super fun and boosted the pop with carbon SuperTubes™ in the core, while urethane sidewalls keep the ride nice and chilled in all conditions. Park day? Hot laps? Powder lines? It's like, yeah whatever!

## Sizes

151 154 157 159w 162w



## Level

Beginner Advanced Expert

## Flex

4

## Float

66


## Park

## Groomers


## Pow



Directional Twin Outline



Twin 3BT™ + Sidekick™



Medium Uplift

Medium Uplift



Medium Camber

Bataleon™

Whatever  
157 x 25.9





Directional Twin



3BT™ (TRIPLE BASE™ TECHNOLOGY)

SIDEKICK®

SUPER TUBES

# Feelbetter

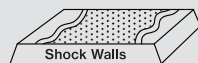
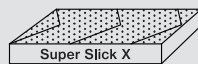
New Shape!

## Why feel good, when you can feel better?

The Feelbetter is built with progression in mind, making it the go-to board for ambitious female riders. It features a playful flex that's super easy to press on boxes and rails, backed up by 3BT™ to keep edge-catches to a minimum whatever the terrain. Why feel good, when you can feel better?

### Sizes

138 140 143 146 149 152



### Level

Beginner  Advanced  Expert

### Flex

3

### Float

56


### Park

### Groomers


### Pow



Directional Twin Outline



Freestyle 3BT™ + Sidekick™




Medium Uplift

Medium Uplift



Low Camber





Directional Twin



**3BT** (TRIPLE BASE™  
TECHNOLOGY

**SIDEKICK**™

# Fun.Kink



New Shape!

Fun times every time.

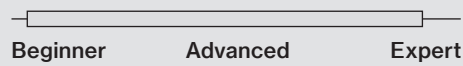
The Fun.Kink is the epitome of a modern go-anywhere shape. It's super accessible, with a mellow flex and relaxed camber that encourages riders of every level to try shit they wouldn't have got away with on their old board. Together with the carbon-infused core for powerful ollies, it's a seamless blend of technology and fun that represents everything we stand for.

## Sizes


149 151 154 157 159w 162w




## Level



## Flex



## Float




## Park




## Groomers



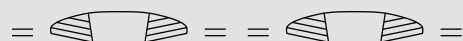
## Pow



Directional Twin Outline



Twin 3BT™ + Sidekick™



Medium Uplift

Medium Uplift



Medium Camber





Directional Twin



3BT™ (TRIPLE BASE™ TECHNOLOGY)

SIDEKICK®

SLIPPER TUBES

# Spirit

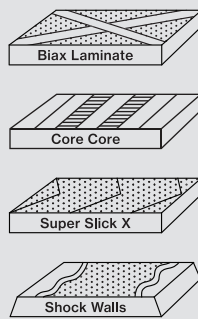
**Raise your game.**

Our softest women's board is fun to ride and guaranteed to boost confidence on any terrain. Tried and tested Triple Base Technology™ raises the edges so you're less likely to hang up, while ShockWalls™ help dampen vibrations and keep your turns feeling super smooth.

Available as a set with matching bindings at select retailers.

## Sizes

138 140 143 146 149 152



## Level

Beginner  Advanced  Expert

## Flex

2

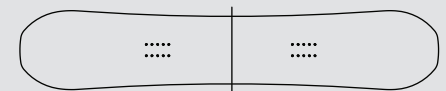
## Float

59


## Park

## Groomers


## Pow



Directional Twin Outline



Freestyle 3BT™




Medium Uplift

Medium Uplift



Low Camber





**3BT** (TRIPLE BASE™  
TECHNOLOGY

# Chaser

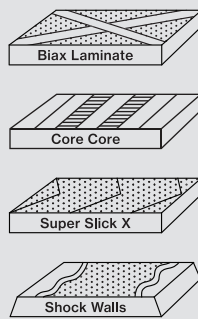
## Locked on progression.

Our unparalleled experience with 3D shaping has enabled us to develop a supremely capable all-mountain board at a competitive price point. Its mellow flex and Triple Base Technology™ deliver a forgiving ride that will help you venture from the park to the powder.


Available as a set with matching bindings at select retailers.

## Sizes

149 152 155 157 159 159w




## Level



## Flex



## Float



## Park




## Groomers




## Pow



Twin Outline



Twin 3BT™



Medium Uplift

Medium Uplift



Low Camber





Directional Twin




**3BT™** (TRIPLE BASE™  
TECHNOLOGY





**Twin.**





Freestyle progression is funner and faster on a twin shaped board with 3BT™. We use our widest centerbases and subtly lifted edges to create a stable, catch-free platform. Butter, bonk, boardslide and spin your way from the mountain to the street. 100% symmetrical, 100% fire.



# Twin.



## Boss

- Serious fun
- Flex 6
- Twin outline
- Twin 3BT™
- SideKick™
- Dynamic Camber
- New AirRide™



## Evil Twin

- The legend continues
- Flex 5
- Twin outline
- Twin 3BT™
- SideKick™
- Medium Camber



W

## Distortia

- Shift your reality
- Flex 4
- Twin outline
- Twin 3BT™
- SideKick™
- Medium Camber
- Women's Specific



## Disaster


- Park and street destruction
- Flex 2
- Twin outline
- Jib 3BT™
- SideKick™
- Low Camber





**Magic Carpet**

- Float free
- Flex 5
- Twin outline
- Pow 3BT™
- SideKick™
- Medium Camber



**Wallie**

- Just Wallie it
- Flex 3
- Twin outline
- Jib 3BT™
- SideKick™
- Low Camber
- Wallie Tips™



**Blow**

- Pure freestyle stoke
- Flex 2
- Twin Outline
- Jib 3BT™
- Low Camber





# The Boss

Our ultimate high performance twin leaves no stone unturned in the pursuit of progression. Clear bigger gaps on the 7000-grade sintered base; pop higher with a premium glass/carbon layup; enjoy smoother turns with AirRide™. We've thrown the kitchen sink at this thing so you can shred the whole mountain like a boss.











# Boss

## Serious fun.

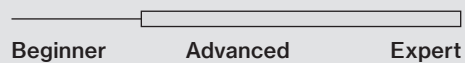
If you're serious about growing your trick bag then look no further than the Boss. It's our most advanced true twin shape, packing a Swiss Paulownia/Poplar woodcore infused with AirRide™ dampening technology for explosive pop out of transitions and buttery smooth landings. Top spec glassing and a central carbon SuperTube™ gives you all the extra stability you need for high speed take-offs – which is handy, cos the base is fast as f\*\*k.

## Sizes

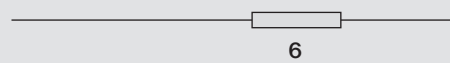
154 156w 157 159 159w




## Level




## Flex



## Float



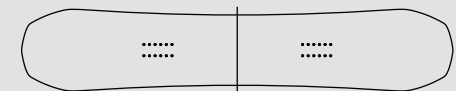

## Park




## Groomers




## Pow



Twin Outline

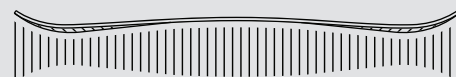


Twin 3BT™ + Sidekick™




Medium Uplift

Medium Uplift



Dynamic Camber



Twin



3BT™ (TRIPLE BASE™ TECHNOLOGY)

SIDEKICK™

SUPER  
TUBES

AIRRIDE







# Evil Twin

## The legend continues.

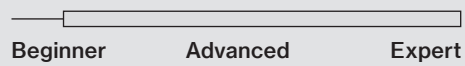
The Evil Twin has been at the heart of the 3D revolution since we launched our first line at the turn of the millennium. It's a rider favorite that's been lovingly upgraded year after year to keep it ahead of the pack. Now rocking carbon milled straight into the core and SideKicks™ at the wide points, it turns better than ever on groomers and can still be relied on to destroy every feature in the park. Accept no substitute.

## Sizes


149 151 154 156w 157 159  
159w




## Level



## Flex



## Float



## Park




## Groomers




## Pow



Twin Outline



Twin 3BT™ + Sidekick™




Medium Uplift

Medium Uplift



Medium Camber



Twin



**3BT™** (TRIPLE BASE™ TECHNOLOGY)

**SIDEKICK™**

**SUPERBES™**



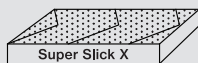
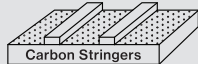


# Magic Carpet

## Float free.

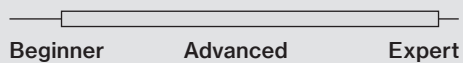
Chucking spins in deep snow shouldn't be this easy... should it? The Magic Carpet offers outrageous float in either direction thanks to a huge nose and tail featuring pronounced uplift. Mow down the sidecountry, butter it up on your favourite powder face or build yourself a cheese wedge and send it to the moon. This revolutionary 3D shape is so much fun you'll feel like you've used a cheat code.

## Sizes


151 154 156 159




## Level




## Flex



## Float




## Park




## Groomers



## Pow



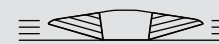
Twin Outline



Twin Pow 3BT™ + Sidekick™




High Uplift




High Uplift



Medium Camber



Twin





**3BT** (TRIPLE BASE™ TECHNOLOGY)    **SIDEKICK**    **SUPER TUBES**



# Wallie

The Wallie lets you do new shit at spots you've ridden for years, and see tricks in others you thought were unrideable. Hang-ups are history: smash down the door to the future of freestyle with Wallie Tips™.







# Wallie




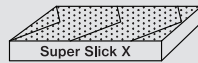



## Just Wallie it.

Since it burst on the scene a couple of years ago, the Wallie has inspired a generation of riders to see legit new lines in the park and street.

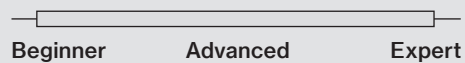
The skate-inspired tips feature a steeper kick, so you can smash them over obstacles, press through gnarlier kinks and jam the board up walls and polls. Combined with a wide, stable centerbase and subtle uplift at the wide points to minimise hang-ups, you'll have never felt so confident on the run-in. Make scorpions a thing of the past.

## Sizes


145 148 151 154 154w 156



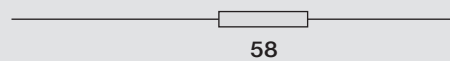
## Level



## Flex




## Float



## Park




## Groomers



## Pow



Twin Outline



Jib 3BT™ + Sidekick™ + WallieTips™



Low Uplift





Low Uplift



Low Camber





3BT™ (TRIPLE BASE™ TECHNOLOGY)

SIDEKICK™

SUPER TUBES

WALLIE TIPS



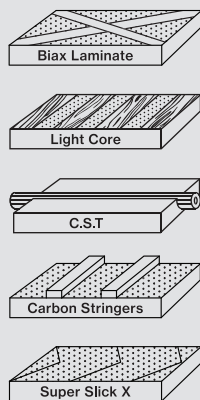
# Distortia

## Shift your reality.


A lightweight women's twin, the Distortia is ideal for learning new tricks in the park and getting creative across the whole mountain. Identical flex from nose to tail, together with 3BT™, lets you ride switch, chuck spins and butter around without stressing about catching an edge. The central carbon SuperTube™ adds explosive ollie power when you gotta launch onto that rail.

## Sizes

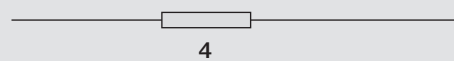
140 143 146 149 152



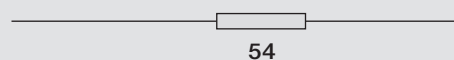
## Level



## Flex




## Float




## Park




## Groomers



## Pow



Twin Outline



Twin 3BT™ + Sidekick™



Medium Uplift

Medium Uplift



Medium Camber





Twin



**3BT** (TRIPLE BASE™ TECHNOLOGY)

**SIDEKICK**

**SLIPPER TUBES**




# Disaster

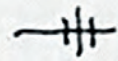


BATAALSON

We're always psyched to work with our favorite artists. Robert Rosenau previously penned the graphics for the 2011/12 Riot and the 2015/16 Whatever; this year we commissioned him to bring his unique draftsmanship to the park-crushing Disaster.

Go follow @o.r.r.o










# Disaster

Park and street destruction.

The Disaster blends innovative tech with hard-as-nails construction for a jib deck that can attack anything in its path. It features our most relaxed camber and a soft flex so it feels chill on the run-in and is easy to press, and even floats better than most other boards on the market thanks to the 3D SideKick™ tips, which means you can plunder some pow if the park's snowed under.

## Sizes

144 148 151 153w 154 156w  
157



## Level

Beginner  Advanced  Expert

## Flex

2

## Float

58


## Park

## Groomers

## Pow



Twin Outline



Jib 3BT™ + Sidekick™





Low Uplift

Low Uplift



Low Camber



**3BT** (TRIPLE BASE™  
TECHNOLOGY

**SIDEKICK**®





# Blow

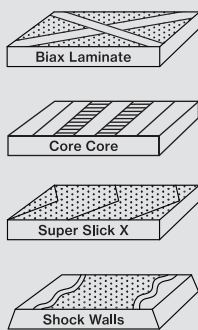
Pure freestyle stoke.

With Triple Base Technology™ and a versatile twin outline, the Blow is made to get you pumped on learning new tricks. We've dialed in a mellow flex that's accessible for any level of rider and feels playful to send off side hits or push your skills in the park.


Available as a set with matching bindings at select retailers.

## Sizes

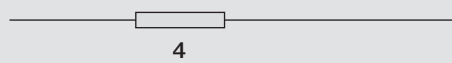
145 148 151 153 154w 155



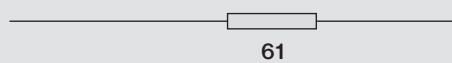
## Level



## Flex



## Float




## Park




## Groomers



## Pow



Twin Outline



Jib 3BT™



Low Uplift

Low Uplift



Low Camber



Twin



Available as Set

**3BT™** (TRIPLE BASE™  
TECHNOLOGY



# Don't let the kids ride flat!

The kids are the future of snowboarding, so we figure we should just give them the latest technology and grab some popcorn. Our Youth range features the same premium materials and 3D shaping you'll find in the rest of our line, but in a smaller package – there's even a pint-sized Surfer for the powder grommets!





# Youth.



**Y** **New!**

## Surfer Mini

It's like, chest high brah

Flex 3

Directional Outline

Pow 3BT™

SideKick™

Medium Camber



**Y**

## Stuntwood

Teenage terror

Flex 3

Twin Outline

Twin 3BT™

SideKick™

Low Camber



**Y**

## Minishred

Don't let the kids ride flat

Flex 1

Twin Outline

Twin 3BT™

SideKick™

Low Camber



# Surfer Mini

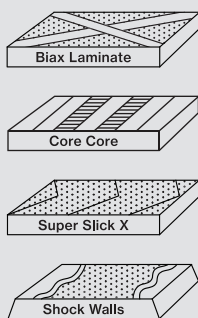
New!

It's like, chest high brah.

Kids are often frustrated when they dive into powder for the first time and get stuck, so we created an all-new pocket-sized version of the award-winning Surfer. It works great on the groomers and its wide 3D nose and swallow tail will see them gliding through the sidecountry quicker than you can say 'pitted'. Woopah!

## Sizes

138



## Level

Beginner      Advanced      Expert

## Flex

3


## Float

73


## Park

## Groomers


## Pow



Directional Outline



Pow 3BT™ + Sidekick™



Maximum Uplift

Low Uplift



Medium Camber





**3BT** (TRIPLE BASE™) TECHNOLOGY

**SIDEKICK**®

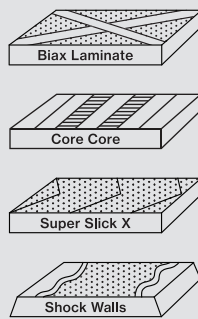
# Stuntwood

## Teenage terror.

We took the legendary Evil Twin and shrunk it for the next generation of park rats. It comes fully loaded with our bulletproof Super Slick base and 3BT™ at the nose and tail to reduce edge catches and speed up rail progression. This is the ideal weapon for teen rebels looking to push their freestyle boundaries.

## Sizes

130 135 140 140w



## Level

Beginner Advanced Expert

## Flex

3

## Float

51


## Park

## Groomers


## Pow



Twin Outline



Twin 3BT™ + Sidekick™



Low Uplift

Low Uplift



Low Camber





Available as Set

**3BT** (TRIPLE BASE™ TECHNOLOGY)

**SIDEKICK**




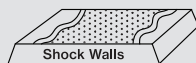
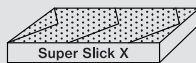
# Minishred

Don't let your kids ride flat.

Some people say you should stick your kids on skis for the first few years; those people haven't tried Triple Base. The Minishred's raised edges make it a breeze for the smallest of shredders to start turning. It's a true twin which helps them figure out their stance and even try a little switch, and it's built to the same high standards as our adult boards so you know it'll last the distance. We've finished it off with a graphic that's guaranteed to get any grom stoked to ride. Monkey see, monkey do.

## Sizes

95 105 115 120



## Level

Beginner  Advanced  Expert

## Flex

1


## Float

34


## Park

## Groomers


## Pow



Twin Outline



Twin 3BT™ + Sidekick™




Low Uplift

Low Uplift



Low Camber





3BT (TRIPLE BASE™ TECHNOLOGY

SIDEKICK®











# Team.

The Bataleon fam includes riders who've been reppin' 3BT™ for years as well as some of the most exciting young talent in snowboarding. All of them bring a positive and creative attitude that's in line with our approach to 3D board shaping. We would be nothing without their constant design feedback. Thank you.



**Tor Lundström.**



**Ethan Morgan.**



**Klaudia Medlova.**



**Cheryl Maas.**



**RMB.**



**Toshiki Yamane.**




**Tyler Chorlton.**



**Shayne Pospisil.**





**Shaun Murphy.**



**Anthony Slater.**



**Grant Giller.**



**Tobias Hjertonsen.**




**Drayden Gardner.**



**Ron Forth.**



**Alexander Klerud.**



**Annika Morgan.**







# Linesheet



	Length (cm)	Contact Length	Effective Edge	Waist Width	Tip/Tail Width	Sidecut Radius	Setback (cm)	Inserts	Min-Max Stance	Float Surface	Weight recommendation	Shoe size (EU)
Beyond Medals	153	110,7 cm	115,7 cm	24,9 cm	29.1/29.1 cm	7,8 m	0 cm	24	48-60 cm	62	61-81 kg / 134-178 lbs	38 - 44
	156	112,9 cm	117,9 cm	25,2 cm	29.5/29.5 cm	7,9 m	0 cm	24	49-61 cm	64	67-87 kg / 147-191 lbs	38 - 44
	159	115,1 cm	120,1 cm	25,5 cm	29.8/29.8 cm	8,1 m	0 cm	24	49.5-61.5 cm	67	75-95 kg / 165-209 lbs	38 - 44
	158W	114,4 cm	119,4 cm	26,3 cm	30.6/30.6 cm	8 m	0 cm	24	50-62 cm	69	73-93 kg / 161-205 lbs	44.5+
Blow	145	110,4 cm	110,4 cm	24,8 cm	28.5/28.5 cm	7,3 m	0 cm	20	50-58 cm	56	55-70 kg / 121-154 lbs	38 - 44
	148	114,4 cm	114,4 cm	25 cm	29/29 cm	7,4 m	0 cm	20	51-59 cm	59	58-73 kg / 128-161 lbs	38 - 44
	151	116,9 cm	116,9 cm	25 cm	29.1/29.1 cm	7,5 m	0 cm	20	52-60 cm	60	61-81 kg / 134-178 lbs	38 - 44
	153	118,5 cm	118,5 cm	25,2 cm	29.3/29.3 cm	7,6 m	0 cm	20	53-61 cm	61	64-84 kg / 141-185 lbs	38 - 44
	155	120 cm	120 cm	25,5 cm	29.7/29.7 cm	7,7 m	0 cm	20	53-61 cm	63	68-88 kg / 150-194 lbs	38 - 44
	154W	119,3 cm	119,3 cm	26,3 cm	30.5/30.5 cm	7,6 m	0 cm	20	53-61 cm	65	68-88 kg / 150-194 lbs	44.5+
Boss	154	112,5 cm	117,5 cm	25 cm	29/29 cm	7,9 m	0 cm	24	50.5-62.5 cm	60	64-84 kg / 141-185 lbs	38 - 44
	157	114,7 cm	119,7 cm	25,3 cm	29.5/29.5 cm	8,1 m	0 cm	24	51-63 cm	62	70-90 kg / 154-198 lbs	38 - 44
	159	116,7 cm	121,7 cm	25,6 cm	29.9/29.9 cm	8,2 m	0 cm	24	51.5-63.5 cm	64	74-94 kg / 163-207 lbs	38 - 44
	156W	114,2 cm	119,2 cm	26,4 cm	30.5/30.5 cm	7,9 m	0 cm	24	51-63 cm	65	70-90 kg / 154-198 lbs	44.5+
	159W	116,7 cm	121,7 cm	26,6 cm	30.8/30.8 cm	8,2 m	0 cm	24	51.5-63.5 cm	67	76-96 kg / 167-211 lbs	44.5+
Camel Toe	148	116,2 cm	117,7 cm	25,1 cm	30.1/28.1 cm	9.0/8.5/8.0 m	0 cm	20	49-57 cm	74	55-70 kg / 121-154 lbs	38 - 44
	153	120,6 cm	122,1 cm	25,6 cm	30.8/28.8 cm	9.3/8.8/8.3 m	0 cm	20	51-59 cm	79	63-83 kg / 139-183 lbs	38 - 44
	158	125,5 cm	127 cm	26,1 cm	31.5/29.5 cm	9.6/9.1/8.6 m	0 cm	20	52-60 cm	84	73-93 kg / 161-205 lbs	38 - 44
	162	128,4 cm	129,9 cm	26,5 cm	32/30 cm	9.8/9.3/8.8 m	0 cm	20	54-62 cm	87	83-103 kg / 183-227 lbs	44.5+
Camel Two	149	114,5 cm	116 cm	25,2 cm	30.1/28.1 cm	9.0/8.5/8.0 m	0 cm	20	49-57 cm	75	58-73 kg / 128-161 lbs	38 - 44
	153	118,1 cm	119,6 cm	25,6 cm	30.6/28.6 cm	9.3/8.8/8.3 m	0 cm	20	51-59 cm	79	63-83 kg / 139-183 lbs	38 - 44
	157	121,7 cm	123,2 cm	26 cm	31.1/29.1 cm	9.6/9.1/8.6 m	0 cm	20	52-60 cm	83	71-91 kg / 156-200 lbs	38 - 44
	161	125,3 cm	126,8 cm	26,4 cm	31.6/29.6 cm	9.9/9.4/8.9 m	0 cm	20	53-61 cm	87	81-101 kg / 178-222 lbs	44.5+
Carver	158	128 cm	128 cm	26,1 cm	31.2/29.9 cm	8,7 m	2,5 cm	24	49.5-61.5 cm	87	76-96 kg / 167-211 lbs	38 - 44
Chaser	149	112,9 cm	114,9 cm	24,5 cm	28.6/28.6 cm	7,5 m	0 cm	20	49-57 cm	60	56-71 kg / 123-156 lbs	38 - 44
	152	114,3 cm	116,3 cm	24,8 cm	28.9/28.9 cm	7,6 m	0 cm	20	50-58 cm	62	59-79 kg / 130-174 lbs	38 - 44
	155	116,7 cm	118,7 cm	25,1 cm	29.3/29.3 cm	7,8 m	0 cm	20	51-59 cm	64	65-85 kg / 143-187 lbs	38 - 44
	157	118,3 cm	120,3 cm	25,3 cm	29.6/29.6 cm	7,9 m	0 cm	20	52-60 cm	65	71-91 kg / 156-200 lbs	38 - 44
	159	120,7 cm	122,7 cm	25,6 cm	30/30 cm	8 m	0 cm	20	53-61 cm	68	75-95 kg / 165-209 lbs	38 - 44
	159W	120,4 cm	122,4 cm	26,6 cm	31/31 cm	8 m	0 cm	20	53-61 cm	71	75-95 kg / 165-209 lbs	44.5+
Disaster	144	106,7 cm	108,7 cm	24,4 cm	28.3/28.3 cm	7,4 m	0 cm	20	50-58 cm	52	52-67 kg / 114-147 lbs	38 - 44
	148	109,3 cm	111,3 cm	24,6 cm	28.4/28.4 cm	7,5 m	0 cm	20	51-59 cm	54	56-71 kg / 123-156 lbs	38 - 44
	151	111,9 cm	113,9 cm	24,8 cm	28.7/28.7 cm	7,6 m	0 cm	20	52-60 cm	56	61-81 kg / 134-178 lbs	38 - 44
	154	114,5 cm	116,5 cm	25 cm	29/29 cm	7,7 m	0 cm	20	53-61 cm	58	66-86 kg / 145-189 lbs	38 - 44
	157	117,1 cm	119,1 cm	25,2 cm	29.4/29.4 cm	7,8 m	0 cm	20	54-62 cm	60	72-92 kg / 158-202 lbs	38 - 44
	153W	114 cm	116 cm	26,6 cm	30.9/30.9 cm	7,7 m	0 cm	20	53-61 cm	62	64-84 kg / 141-185 lbs	44.5+
	156W	116,6 cm	118,6 cm	26,8 cm	30.9/30.9 cm	7,8 m	0 cm	20	54-62 cm	64	70-90 kg / 154-198 lbs	44.5+
Distortia	140	105,2 cm	108,2 cm	23,3 cm	27.1/27.1 cm	7,2 m	0 cm	20	49-57 cm	50	40-55 kg / 88-121 lbs	35 - 40.5
	143	107,6 cm	110,6 cm	23,6 cm	27.4/27.4 cm	7,4 m	0 cm	20	50-58 cm	52	43-58 kg / 95-128 lbs	35 - 40.5
	146	110 cm	113 cm	23,9 cm	27.9/27.9 cm	7,5 m	0 cm	20	51-59 cm	54	46-61 kg / 101-134 lbs	35 - 40.5
	149	112,4 cm	115,4 cm	24,2 cm	28.2/28.2 cm	7,7 m	0 cm	20	52-60 cm	56	51-66 kg / 112-145 lbs	35 - 40.5
	152	114,8 cm	117,8 cm	24,5 cm	28.7/28.7 cm	7,8 m	0 cm	20	53-61 cm	58	54-74 kg / 119-163 lbs	39 - 43
Evil Twin	149	109,6 cm	114,6 cm	24,2 cm	28.1/28.1 cm	7,7 m	0 cm	24	49.5-61.5 cm	56	57-72 kg / 125-158 lbs	38 - 44
	151	110,3 cm	115,3 cm	24,6 cm	28.6/28.6 cm	7,8 m	0 cm	24	50-62 cm	58	59-79 kg / 130-174 lbs	38 - 44
	154	112,5 cm	117,5 cm	25 cm	29/29 cm	7,9 m	0 cm	24	50.5-62.5 cm	60	64-84 kg / 141-185 lbs	38 - 44
	157	114,7 cm	119,7 cm	25,3 cm	29.5/29.5 cm	8,1 m	0 cm	24	51-63 cm	62	70-90 kg / 154-198 lbs	38 - 44
	159	116,7 cm	121,7 cm	25,6 cm	29.9/29.9 cm	8,2 m	0 cm	24	51.5-63.5 cm	64	74-94 kg / 163-207 lbs	38 - 44
	156W	114,2 cm	119,2 cm	26,4 cm	30.5/30.5 cm	7,9 m	0 cm	24	51-63 cm	65	70-90 kg / 154-198 lbs	44.5+
	159W	116,7 cm	121,7 cm	26,6 cm	30.8/30.8 cm	8,2 m	0 cm	24	51.5-63.5 cm	67	76-96 kg / 167-211 lbs	44.5+
Feelbetter	138	100,4 cm	103,4 cm	23,4 cm	26.9/26.9 cm	7,2 m	0 cm	20	46-54 cm	51	37-52 kg / 81-114 lbs	35 - 40.5
	140	102,2 cm	105,2 cm	23,6 cm	27.2/27.2 cm	7,3 m	0 cm	20	46-54 cm	53	39-54 kg / 86-119 lbs	35 - 40.5
	143	104,9 cm	107,9 cm	23,8 cm	27.5/27.5 cm	7,4 m	0 cm	20	47-55 cm	55	44-59 kg / 97-130 lbs	35 - 40.5
	146	107,6 cm	110,6 cm	24 cm	27.8/27.8 cm	7,6 m	0 cm	20	48-56 cm	57	47-62 kg / 103-136 lbs	35 - 40.5
	149	110,3 cm	113,3 cm	24,2 cm	28.1/28.1 cm	7,7 m	0 cm	20	49-57 cm	59	50-65 kg / 110-143 lbs	35 - 40.5
	152	113 cm	116 cm	24,4 cm	28.5/28.5 cm	7,8 m	0 cm	20	50-58 cm	61	53-73 kg / 117-161 lbs	39 - 43
Fun.Kink	149	112 cm	114 cm	24,6 cm	28.8/28.8 cm	7,5 m	0 cm	20	49-57 cm	57	57-72 kg / 125-158 lbs	38 - 44
	151	114,3 cm	116,3 cm	24,8 cm	29/29 cm	7,6 m	0 cm	20	50-58 cm	59	59-79 kg / 130-174 lbs	38 - 44
	154	116,7 cm	118,7 cm	25,1 cm	29.4/29.4 cm	7,8 m	0 cm	20	51-59 cm	61	64-84 kg / 141-185 lbs	38 - 44
	157	118,3 cm	120,3 cm	25,3 cm	29.7/29.7 cm	7,9 m	0 cm	20	52-60 cm	63	70-90 kg / 154-198 lbs	38 - 44
	159W	120,4 cm	122,4 cm	26,5 cm	31/31 cm	8 m	0 cm	20	53-61 cm	67	76-96 kg / 167-211 lbs	44.5+
	162W	123 cm	125 cm	26,7 cm	31.3/31.3 cm	8,1 m	0 cm	20	54-62 cm	69	82-102 kg / 180-224 lbs	44.5+
Goliath	153	110,7 cm	115,7 cm	24,9 cm	29.1/29.1 cm	7,8 m	0 cm	24	48-60 cm	62	61-81 kg / 134-178 lbs	38 - 44
	156	112,9 cm	117,9 cm	25,2 cm	29.5/29.5 cm	7,9 m	0 cm	24	49-61 cm	64	67-87 kg / 147-191 lbs	38 - 44
	159	115,1 cm	120,1 cm	25,5 cm	29.8/29.8 cm	8,1 m	0 cm	24	49.5-61.5 cm	67	75-95 kg / 165-209 lbs	38 - 44
	158W	114,4 cm	119,4 cm	26,3 cm	30.6/30.6 cm	8 m	0 cm	24	50-62 cm	69	73-93 kg / 161-205 lbs	44.5+
	161W	116,5 cm	121,5 cm	26,5 cm	30.9/30.9 cm	8,2 m	0 cm	24	53-65 cm	71	79-99 kg / 174-218 lbs	44.5+
	164W	118,7 cm	123,7 cm	26,8 cm	31.3/31.3 cm	8,3 m	0 cm	24	53.5-65.5 cm	73	85-105 kg / 187-231 lbs	44.5+
Jam	153	110,7 cm	115,7 cm	24,9 cm	29.1/29.1 cm	7,8 m	0 cm	24	48-60 cm	62	61-81 kg / 134-178 lbs	38 - 44
	156	112,9 cm	117,9 cm	25,2 cm	29.5/29.5 cm	7,9 m	0 cm	24	49-61 cm	64	67-87 kg / 147-191 lbs	38 - 44
	159	115,1 cm	120,1 cm	25,5 cm	29.8/29.8 cm	8,1 m	0 cm	24	49.5-61.5 cm	67	75-95 kg / 165-209 lbs	38 - 44
	161W	116,5 cm	121,5 cm	26,5 cm	30.9/30.9 cm	8,2 m	0 cm	24	53-65 cm	71	79-99 kg / 174-218 lbs	44.5+



	Length (cm)	Contact Length	Effective Edge	Waist Width	Tip/Tail Width	Sidecut Radius	Setback (cm)	Inserts	Min-Max Stance	Float Surface	Weight recommendation	Shoe size (EU)
Love Powder	144	112,7 cm	114,2 cm	24,7 cm	29.6/27.6 cm	8.7/8.2/7.7 m	0 cm	20	48-56 cm	68	45-60 kg / 99-132 lbs	35 - 40.5
	148	116,2 cm	117,7 cm	25,1 cm	30.1/28.1 cm	9.0/8.5/8.0 m	0 cm	20	49-57 cm	72	49-64 kg / 108-141 lbs	35 - 40.5
	153	120,6 cm	122,1 cm	25,6 cm	30.8/28.8 cm	9.3/8.8/8.3 m	0 cm	20	51-59 cm	79	57-77 kg / 125-169 lbs	39 - 43
Magic Carpet	151	105 cm	108 cm	25,8 cm	29.8/29.8 cm	7.4/6.9/7.4 m	0 cm	24	48-60 cm	69	62-82 kg / 136-180 lbs	38 - 44
	154	107,6 cm	110,6 cm	26 cm	30.1/30.1 cm	7.5/7.0/7.5 m	0 cm	24	49-61 cm	71	67-87 kg / 147-191 lbs	38 - 44
	156	110,2 cm	113,2 cm	26,2 cm	30.4/30.4 cm	7.7/7.2/7.7 m	0 cm	24	50-62 cm	73	71-91 kg / 156-200 lbs	38 - 44
	159	112,3 cm	115,3 cm	26,4 cm	30.7/30.7 cm	7.8/7.3/7.8 m	0 cm	24	51-63 cm	75	79-99 kg / 174-218 lbs	38 - 44
Minishred	95	63,1 cm	63,1 cm	20,2 cm	22.4/22.4 cm	4,2 m	0 cm	20	33-41 cm	27	17-27 kg / 37-59 lbs	20 - 28
	105	72,1 cm	72,1 cm	21,2 cm	23.7/23.7 cm	4,8 m	0 cm	20	35-43 cm	32	22-32 kg / 48-70 lbs	20 - 28
	115	81,1 cm	81,1 cm	22,2 cm	25.1/25.1 cm	5,4 m	0 cm	20	37-45 cm	38	27-42 kg / 59-92 lbs	25 - 33
	120	85,6 cm	85,6 cm	22,7 cm	25.7/25.7 cm	5,7 m	0 cm	20	38-46 cm	40	29-44 kg / 64-97 lbs	25 - 33
Party Wave	145	108,7 cm	112,2 cm	27 cm	31.5/29.5 cm	8,6 m	1 cm	20	48-56 cm	80	57-69 kg / 125-152 lbs	38 - 45+
	148	111,5 cm	115 cm	27,8 cm	32.4/30.4 cm	8,7 m	1 cm	20	49-57 cm	84	61-73 kg / 134-161 lbs	38 - 45+
	151	114,3 cm	117,8 cm	27,9 cm	32.7/30.6 cm	8,8 m	1 cm	20	50.5-58.5 cm	86	66-83 kg / 145-183 lbs	38 - 45+
	154	117,1 cm	120,6 cm	28 cm	32.9/30.9 cm	8,9 m	1 cm	20	52-60 cm	88	71-88 kg / 156-194 lbs	38 - 45+
	157	119,9 cm	123,4 cm	28,1 cm	33.2/31.1 cm	9 m	1 cm	20	53.5-61.5 cm	91	77-94 kg / 169-207 lbs	38 - 45+
Party Wave <sup>+</sup>	148	111,5 cm	115 cm	27,8 cm	32.4/30.4 cm	8,7 m	1 cm	24	47-59 cm	84	61-73 kg / 134-161 lbs	38 - 45+
	151	114,3 cm	117,8 cm	27,9 cm	32.7/30.6 cm	8,8 m	1 cm	24	48.5-60.5 cm	86	66-83 kg / 145-183 lbs	38 - 45+
	154	117,1 cm	120,6 cm	28 cm	32.9/30.9 cm	8,9 m	1 cm	24	50-62 cm	88	71-88 kg / 156-194 lbs	38 - 45+
	157	119,9 cm	123,4 cm	28,1 cm	33.2/31.1 cm	9 m	1 cm	24	51.5-63.5 cm	91	77-94 kg / 169-207 lbs	38 - 45+
Push Up	138	99,8 cm	102,8 cm	23,4 cm	27/27 cm	7,2 m	0 cm	24	44-56 cm	51	37-52 kg / 81-114 lbs	35 - 40.5
	140	102,4 cm	105,4 cm	23,6 cm	27.3/27.3 cm	7,3 m	0 cm	24	45-57 cm	53	39-54 kg / 86-119 lbs	35 - 40.5
	143	105 cm	108 cm	23,8 cm	27.6/27.6 cm	7,4 m	0 cm	24	46-58 cm	55	44-59 kg / 97-130 lbs	35 - 40.5
	146	107,6 cm	110,6 cm	24 cm	28/28 cm	7,5 m	0 cm	24	47-59 cm	57	47-62 kg / 103-136 lbs	35 - 40.5
	149	110,2 cm	113,2 cm	24,2 cm	28.3/28.3 cm	7,6 m	0 cm	24	48-60 cm	59	50-65 kg / 110-143 lbs	35 - 40.5
	152	112,8 cm	115,8 cm	24,4 cm	28.6/28.6 cm	7,7 m	0 cm	24	49-61 cm	61	53-73 kg / 117-161 lbs	39 - 43
Spirit	138	101,6 cm	103,6 cm	23,2 cm	26.8/26.8 cm	7,1 m	0 cm	20	46-54 cm	51	37-52 kg / 81-114 lbs	35 - 40.5
	140	103,7 cm	105,7 cm	23,3 cm	27/27 cm	7,1 m	0 cm	20	45-53 cm	53	39-54 kg / 86-119 lbs	35 - 40.5
	143	106,9 cm	108,9 cm	23,5 cm	27.4/27.4 cm	7,2 m	0 cm	20	47-55 cm	55	44-59 kg / 97-130 lbs	35 - 40.5
	146	109,3 cm	111,3 cm	23,8 cm	27.8/27.8 cm	7,4 m	0 cm	20	48-56 cm	57	47-62 kg / 103-136 lbs	35 - 40.5
	149	111,3 cm	113,3 cm	24 cm	28.1/28.1 cm	7,5 m	0 cm	20	49-57 cm	58	50-65 kg / 110-143 lbs	35 - 40.5
	152	113,3 cm	115,3 cm	24,3 cm	28.4/28.4 cm	7,6 m	0 cm	20	50-58 cm	60	53-73 kg / 117-161 lbs	39 - 43
Stallion	164W	118,7 cm	123,7 cm	26,8 cm	31.3/31.3 cm	8,3 m	0 cm	24	53.5-65.5 cm	73	85-105 kg / 187-231 lbs	44.5+
	167W	120,9 cm	125,9 cm	27,5 cm	32.1/32.1 cm	8,5 m	0 cm	24	55-67 cm	77	93-113 kg / 205-249 lbs	44.5+
	172W	125,6 cm	130,6 cm	27,9 cm	32.4/32.4 cm	8,7 m	0 cm	24	55-67 cm	82	103-123 kg / 227-271 lbs	44.5+
Storm	144	106,5 cm	109,5 cm	23,8 cm	27.4/27.4 cm	7,7 m	1 cm	20+2	48-56 cm	60	44-59 kg / 97-130 lbs	35 - 40.5
	148	110,1 cm	113,1 cm	24 cm	27.8/27.8 cm	7,8 m	1 cm	20+2	49-57 cm	63	48-63 kg / 106-139 lbs	35 - 40.5
	152	113,7 cm	116,7 cm	24,2 cm	28.2/28.2 cm	7,9 m	1 cm	20+2	50-58 cm	65	54-74 kg / 119-163 lbs	39 - 43
	156	117,3 cm	120,3 cm	24,4 cm	28.6/28.6 cm	8 m	1 cm	20+2	51-59 cm	68	62-82 kg / 136-180 lbs	39 - 43
Stuntwood	130	94,6 cm	97,6 cm	23,1 cm	26.7/26.7 cm	6,3 m	0 cm	20	42-50 cm	46	36-51 kg / 79-112 lbs	30 - 36
	135	99,1 cm	102,1 cm	23,6 cm	27.4/27.4 cm	6,6 m	0 cm	20	44-52 cm	49	41-56 kg / 90-123 lbs	30 - 36
	140	103,6 cm	106,6 cm	24,1 cm	28.1/28.1 cm	6,9 m	0 cm	20	46-54 cm	52	46-61 kg / 101-134 lbs	30 - 36
	140W	103,6 cm	106,6 cm	25,1 cm	29.1/29.1 cm	6,9 m	0 cm	20	46-54 cm	55	48-63 kg / 106-139 lbs	34 - 39
Surfer	149	108,3 cm	120,6 cm	25,5 cm	31.4/28.5 cm	7,6 m	2,5 cm	24	47-59 cm	84	58-73 kg / 128-161 lbs	38 - 44
	154	112,3 cm	124,7 cm	26 cm	32.2/29.3 cm	7,7 m	2,5 cm	24	48.5-60.5 cm	89	67-87 kg / 147-191 lbs	38 - 44
	159	116 cm	128,9 cm	26,4 cm	32.7/29.9 cm	7,9 m	2,5 cm	24	50-62 cm	93	77-97 kg / 169-213 lbs	38 - 44
	162	118,7 cm	131,9 cm	26,5 cm	33.4/30.4 cm	8 m	2,5 cm	24	52-64 cm	96	85-105 kg / 187-231 lbs	44.5+
Surfer Mini	138	100,1 cm	112,1 cm	24,5 cm	29.7/26.9 cm	7,3 m	2,5 cm	20	44-52 cm	73	45-60 kg / 99-132 lbs	30 - 36
Thunder	154	115,5 cm	118,5 cm	25 cm	29/29 cm	8 m	1 cm	20+2	51-59 cm	67	60-80 kg / 132-176 lbs	38 - 44
	156	117,3 cm	120,3 cm	25,2 cm	29.3/29.3 cm	8,1 m	1 cm	20+2	52-60 cm	71	68-88 kg / 150-194 lbs	38 - 44
	158	119,1 cm	122,1 cm	25,4 cm	29.6/29.6 cm	8,2 m	1 cm	20+2	52-60 cm	72	72-92 kg / 158-202 lbs	38 - 44
	161	121,8 cm	124,8 cm	25,7 cm	30.1/30.1 cm	8,3 m	1 cm	20+2	53-61 cm	75	80-100 kg / 176-220 lbs	38 - 44
	156W	117,3 cm	120,3 cm	26,2 cm	30.3/30.3 cm	8,1 m	1 cm	20+2	52-60 cm	74	68-88 kg / 150-194 lbs	44.5+
	159W	120 cm	123 cm	26,5 cm	30.7/30.7 cm	8,2 m	1 cm	20+2	53-61 cm	77	76-96 kg / 167-211 lbs	44.5+
	162W	122,7 cm	125,7 cm	26,8 cm	31.2/31.2 cm	8,3 m	1 cm	20+2	54-62 cm	80	82-102 kg / 180-224 lbs	44.5+
Thunder Bolt	156	117,3 cm	120,3 cm	25,2 cm	29.3/29.3 cm	8,1 m	1 cm	20+2	52-60 cm	71	68-88 kg / 150-194 lbs	38 - 44
	158	119,1 cm	122,1 cm	25,4 cm	29.6/29.6 cm	8,2 m	1 cm	20+2	52-60 cm	72	72-92 kg / 158-202 lbs	38 - 44
	159W	120 cm	123 cm	26,5 cm	30.7/30.7 cm	8,2 m	1 cm	20+2	53-61 cm	77	76-96 kg / 167-211 lbs	44.5+
Wallie	145	104 cm	107 cm	24,9 cm	28.6/28.6 cm	7,4 m	0 cm	20	50-58 cm	53	52-67 kg / 114-147 lbs	38 - 44
	148	106,7 cm	109,7 cm	25 cm	28.8/28.8 cm	7,6 m	0 cm	20	51-59 cm	56	58-73 kg / 128-161 lbs	38 - 44
	151	108,8 cm	111,8 cm	25,1 cm	29.1/29.1 cm	7,6 m	0 cm	20	52-60 cm	57	61-81 kg / 134-178 lbs	38 - 44
	154	111 cm	114 cm	25,3 cm	29.3/29.3 cm	7,7 m	0 cm	20	53-61 cm	59	66-86 kg / 145-189 lbs	38 - 44
	156	112,5 cm	115,5 cm	25,5 cm	29.6/29.6 cm	7,8 m	0 cm	20	54-62 cm	60	70-90 kg / 154-198 lbs	38 - 44
	154W	111 cm	114 cm	26,4 cm	30.3/30.3 cm	8 m	0 cm	20	53.5-61.5 cm	62	66-86 kg / 145-189 lbs	44.5+
Whatever	151	114,3 cm	116,3 cm	25,4 cm	29.7/29.7 cm	7,5 m	0 cm	22	48-58 cm	59	59-79 kg / 130-174 lbs	38 - 44
	154	116,7 cm	118,7 cm	25,7 cm	30.1/30.1 cm	7,6 m	0 cm	22	49-59 cm	61	64-84 kg / 141-185 lbs	38 - 44
	157	118,3 cm	120,3 cm	25,9 cm	30.4/30.4 cm	7,6 m	0 cm	22	50-60 cm	63	70-90 kg / 154-198 lbs	38 - 44
	159W	120,4 cm	122,4 cm	27,1 cm	31.8/31.8 cm	7,7 m	0 cm	22	51-61 cm	67	76-96 kg / 167-211 lbs	44.5+
	162W	123 cm	125 cm	27,4 cm	32.2/32.2 cm	7,8 m	0 cm	22	52-62 cm	69	82-102 kg / 180-224 lbs	44.5+



# Directional.

Thunder Bolt



156 158 159w

Surfer



149 154 159 162

Party Wave+



148 151 154 157

Camel Two



149 153 157 161

Thunder



154 156 156w 158  
159w 161 162w

Storm



144 148 152 156

Carver



158

Love Powder **W**



144 148 153

Party Wave



145 148 151 154  
157

Camel Toe **S**



148 153 158 162



# Directional Twin.

Jam



153 156 159 161w

Stallion



164w 167w 172w

Goliath



153 156 158w 159  
161w 164w

Beyond Medals



153 156 158w 159

Push Up

W



138 140 143 146  
149 152

Whatever



151 154 157 159w  
162w

Feelbetter

W



138 140 143 146  
149 152

Fun.Kink



149 151 154 157  
159w 162w

Spirit

S



138 140 143 146  
149 152

Chaser

S



149 152 155 157  
159 159w



# Twin.

**Boss**



154 156w 157 159  
159w

**Evil Twin**




149 151 154 156w  
157 159 159w

**Magic Carpet**



151 154 156 159

**Wallie**



145 148 151 154  
154w 156

**Distortia** W



140 143 146 149  
152

**Disaster**



144 148 151 153w  
154 156w 157

**Blow**

S



145 148 151 153  
154w 155



# Youth.

Surfer Mini



138

Stuntwood



130 135 140 140w

Minishred



95 105 115 120











# Apparel.

Our softgoods enjoy the same attention to detail as our snowboards. Whether it's a classic hoodie or a technical fleece that blurs the line between function and fashion, expect premium modern fabrics and fresh style throughout.









# Ridables.

Lightweight technical apparel that's comfy enough for the park or street, with a fit that's on point.



Abbey Stone

## Slider Anorak

The Slider Anorak is the perfect lightweight shell for park days. Constructed from a combo of ripstop nylon and 4-way stretch fabric, it's durable yet comfy and features a 1/2 zip closure, a big stash pocket and side zippers for easy access. A DWR coating and windproof liner keeps out the elements while mesh-lined pit zips let you stay cool when you're hiking that rail.

S M L XL



Black

## 2090 Pants

The 2090 Pants combine weatherproof ripstop fabric with a relaxed sweatpant-style fit. Featuring an adjustable waist cinch, velcro ankle closures and inner leg ventilation zippers.

S M L XL







Black

## SuperFleece

Our deep pile polar fleece sweater is super nice to chill in after riding, or can be worn as a second layer for extra insulation under your shell jacket. Windproof ripstop shell fabric and thick fleece provide a sweet combination of durability, comfort and warmth. Integrated pit zips with mesh lining allow you to cool off on warmer days.

S M L XL



Black

## ChestVest

Featuring the same deep pile fabric as the Super Fleece but minus the arms, the Chest Vest keeps your body warm and your arms free to get your tweak on. Includes durable nylon ripstop at the shoulders and a useful chest pocket. The ideal mid layer.

S M L XL





# Ridables.



Fuchsia



Black

## Snowproof Hoodie

A legit riding sweater. The Snowproof Hoodie deploys a windproof super stretch liner to provide some useful shelter from the elements and double zipper closures to stop the kangaroo pockets from filling with snow. Mesh-lined pit zips allow you to cool off when hiking.

S M L XL



Orange

## Delta Snowproof Hoodie

Designed to be worn on the hill whenever the snow isn't coming in sideways, the new Delta Hoodie has the same windproof super stretch liner as our popular Snowproof design, but features a big front pocket and a fresh new cut. Zippered vents come in handy on warmer park days.

S M L XL



# Casuals.

Represent on and off the hill with our premium quality softgoods.



Cream Yellow

## Logo Box T-Shirt

100% cotton, classic fit in cream yellow.

S M L XL



Twilight Blue

## Anorak Hoodie

Kick back after riding in this plush hooded sweatshirt made from stretchy French terry fabric. Soft loops of yarn on the inside make it super comfy and moisture wicking.

S M L XL



Heather Grey

## Pullover Hoodie Grey

95% cotton / 5% Elastane  
Classic hoodie featuring Bataleon logo and soft, 2-way stretch fabric.

S M L XL



Black

## Pullover Hoodie Black

95% cotton / 5% Elastane  
Classic hoodie featuring Bataleon logo and soft, 2-way stretch fabric.

S M L XL



# Headwear.

Use your head. Rock 3BT™.



Abbey Stone



Abbey Stone

## Taped Cap

New!

Made from stretchy and lightweight nylon, with zero cardboard – so it's washable and mountain friendly.

OS



Orange

## Murray Beanie

Lightweight warmth in a soft acrylic fabric. Features durable rib construction and a cuffed brim for a snug, comfortable fit.

OS



Grid Fleece Lining



Orange



Jet Black

## 2Way Mask

Stay toasty on powder days with this lightweight and fast-drying face mask. Grid-style fleece inner delivers extra warmth without sacrificing breathability.

S M L XL



Grid Fleece Lining



# Travel.







## Be nice to your boards.

Few items of luggage are tested as severely as your snowboard bag. It gets thrown onto conveyor belts, strapped to roof racks, piled into minivans and dragged down slushy sidewalks; it gets dumped on when you're waiting at the bus stand (yeah, sucks to leave town on a powder day) and stowed in a cold garage for the off-season. All while holding your precious deck inside.

We got sick of seeing board cases which fall apart after a couple of trips to the mountains. Broken zips, split seams, exposed edges... you know the deal. So we made our own. And we made them better.



# Travel.



## FirstClass Rollerdeck

Turn left with our top-of-the-line wheelie bag constructed from bomb-proof Thermoplastic Polyurethane. Bridging the gap between rubber and plastic, TPU is a match for any rogue baggage handler and whatever the weather throws at it. The Rollerdeck has tons of room for all your shit and comes with liner bags to help organise it (or just seal off your honkin' boots). Also features multiple carry straps, waterproof zipper and an ID pocket.

Medium - 158 x 32 x 20 cm / 140 Liter  
Large - 172 x 36 x 23 cm / 160 Liter

M  L



## GetAway Bag

Built from heavy duty PVC, the Getaway Bag is tough as nails and way more waterproof than your standard polyester board case. The length can be adjusted using a weather-sealed roll-up closure – just like a wetsuit bag – so everything's secure and there's no flapping about when you're hustling for the gate.

One size – Max board length 164 cm / 100 Liter

OS



Black

## StowAway Sleeve New!

When you just need to sling your board in the car or keep it stashed in the garage, the Stowaway Sleeve offers the ideal lightweight protection. Made from stretchy neoprene with reinforced ends, it wraps swiftly around the edges for a snug fit and is secured with a central velcro closure so you don't even need to remove your binders.

S M L



# Ride The Future

Having perfected Triple Base Technology™ over 18 years, we have more experience of 3D snowboard shaping than anyone else.

As different manufacturers begin to realise the benefit of three dimensional profiles, Bataleon continues to refine its wide range of patented 3BT™ designs and blaze a trail for others to follow.

The future is 3D.

Ride the future.







# Triple Base Technology.

## The Idea

Whether man-made or natural, the most successful designs work in harmony with the forces they are subjected to.

At Bataleon, we analyzed what happens when a snowboard is put under pressure – when you jam it into a powder bank or drive it through a transition.

The answer is that it adapts its shape to the terrain. Triple Base Technology™ embraces this reality, creating a more efficient shape from the get-go. Just as the curved hull of a boat ploughs through the waves, or the wings of a plane are designed to slice through the air, 3BT™ is perfectly molded for the mountain environment.

## The Shape

All our boards feature positive camber from tip to tail, combined with lifted contact points at the widest areas. This reduces the chance of edge catches while keeping the board feeling super lively. Through years of research, tinkering, and testing we have fine-tuned the way 3BT™ works alongside both the camber and the sidecut radii.

### Flat Base Riding




*The widest section of the board is lifted off the snow while riding flat based. This allows you to ride straight without hooking up or needing to keep your edges engaged.*

### Turn Initiation



*When set on a slight angle, the sidebase starts to engage near the bindings. Unlike traditional flat boards, pressure remains constant along the contact edge.*

### On Edge



*While on edge, the 3D shaped sidecut forms a complete arc with the snow, offering unparalleled grip and turning power.*

## Advantages

When you think about it, 3D shaping makes perfect sense. Surfers have been doing it for decades, right? The truth is, Triple Base Technology™ makes every kind of snowboarding more fun.

### Bomb Hills Faster

Edges create friction, retain heat and don't hold wax – all of which slow you down. 3BT™ boards accelerate faster and maintain speed when pointed straight because less of the edges are in contact with the snow, reducing drag. This helps you coast along cat tracks faster, clear jumps and pass skiers on powder days.

### Catch Less Edge

The raised edges at the contact points mean there's less chance of hooking up. Pressure is also dispersed more evenly along the edge, allowing for smoother, more controlled turns. When it comes to freestyle, 3BT™ is more forgiving for butters and more lenient on less-than-perfect landings.

### Lightning Edges

When the board is placed on its edge, the uplifted sections help it form a more cohesive arc against the snow. This creates a platform for smooth, powerful turns. As you switch edges, the same uplift lets you roll fluidly across the base and makes wider boards feel as agile as regular widths.

### Freaky Float

The hull-like shape of our nose and tail offers natural float – just like a boat or a progressive surfboard. In deep snow, the front of the board rises to the surface and plows through everything in its path, enabling epic powder days without the back leg burn. Works great in slush, too.


### One Board Quiver

Triple Base Technology™ gives every board in the range all-mountain credentials. For instance, our jib boards still float well in pow thanks to the 3D nose and tail. Likewise, uplifted edges mean even freeride-focused models are easy to butter.

### Power Pop

Our 3D tips boost the ollie power of positive camber. When the tail (or nose) is flexed, more of the energy is directed through the center of the base, amplifying pop.





### Maximum Nose Uplift

The amount of base uplift reaches its maximum at the widest part of the nose creating an enhanced planing surface that cuts through rough terrain and significantly improves float in powder.

### Increasing Uplift From Bindings To Widest Point

Sidebase uplift gradually increases outside of the bindings to the contact points. The gradual rise creates smooth transition zones for turning and buttering, and the raised contact points make the board less susceptible to edge catch.

### Stable Centerbase No Sidebase Uplift

There is no base uplift under or between the bindings. This creates a stable area of control underfoot.

### Increasing Uplift From Bindings To Widest Point



Sidebase uplift gradually increases outside of the bindings to the contact points. The gradual rise creates smooth transition zones for turning and buttering, and the raised contact points make the board less susceptible to edge catch.

### Maximum Tail Uplift

The amount of base uplift reaches its maximum at the widest part of the tail increasing the pop and aiding in flotation.

# SideKick.

SideKicks™ are now part of the 3D profile on most of our models. By dramatically increasing the sidebase uplift at the widest points of the nose and tail, turn initiation becomes even smoother, powder float is enhanced and handling is improved in rough terrain. It has to be ridden to be believed!






SideKick™ builds on the concept of Triple Base by increasing the sidebase uplift just outside the widest points of the nose and tail. The tips become more like a hull, boosting float in deep snow and slicing through crud. It also helps the board to roll quickly and evenly from edge to edge.



# 3D Shaping

At the heart of every Bataleon is a combination of 3BT™ and positive camber. It's an innovative solution to the profile puzzle that minimises the potential for edge-catch without sacrificing ollie power or carving performance. From this starting point, we fine-tune each element according to the board's desired riding style.







# Triple Base Flavors

Triple Base Technology™ is not one shape but a design philosophy. The precise areas in which we apply a three-dimensional profile, the amount of uplift and the width of the centerbase varies on each model depending on the kind of terrain it needs to excel in.



◀◀◀ Narrower Centerbase  
More Sidebase Uplift

## Pow 3BT™

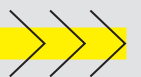
Pow 3BT™ features a narrow centerbase and maximum uplift with SideKick™ in the nose. The emphasis is on float, with an oversized nose that also offers excellent stability in rough conditions. Nothing beats these boards in deep snow, though make no mistake they hold their own on hardpack too.

## Freeride 3BT™

Freeride 3BT™ has a narrow centerbase and substantial sidebase uplift. The focus here is on edge control and versatility. These shapes have proven to be functional and competent in all conditions, floating better than other brands' powder boards yet holding an unbelievable edge while carving on hardpack.



Wider Centerbase  
Less Sidebase Uplift



## Freestyle 3BT™

Freestyle 3BT™ has the sidebase and centerbase areas equally proportioned, with a medium uplift angle. With added length in the nose, Freestyle 3BT™ boards let you get creative across the whole mountain.


## Twin 3BT™

Twin 3BT™ deploys a low uplift angle that begins outside the bindings, delivering precision control with less hang-ups. The wide centerbase offers a solid platform to press, load up ollies and put down landings. Jib 3BT™ is a slight variation of Twin 3BT™ optimized for park riding; it has the widest centerbase in the range to give you extra stability while jibbing and pressing.



# Construction.

Bataleon snowboards are built using the best available materials. Drawing on years of research and development, we select the right components for each model and tailor the construction to its desired riding characteristics.



## Glassing

Boards are built with a layer of fiberglass above and below the woodcore. The type we use and the way it's placed has a huge influence on flex, which in turn affects how the board will feel to ride.



Carbon Infused Fibre

New for 2021/22 and exclusive to the Thunder Bolt, we've woven carbon directly into the fiberglass for the ultimate in high speed dampening and tip-to-tail response.



Triax Laminate

Our three-way fiberglass weave is light, strong and crazy responsive. We use this to beef up the flex pattern on our more aggressive boards.



Biax Laminate

A traditional two-way weave that is light, strong and playful; it keeps the board snappy without adding torsional stiffness, which is great for getting creative.



## Woodcore

The core is the soul of any snowboard. We source a number of high quality woods to build ours. The type of timber, the grain orientation and the way we fine-tune the thickness from tip to tail will greatly determine your new board's character.



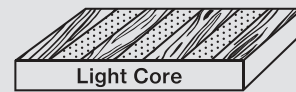
Super Ultra Light

Our lightest core features an 80/20 blend of Swiss paulownia and poplar for the ultimate in featherweight response.



Ultra Light

A 70/30 Swiss paulownia and poplar blend that offers awesome strength to weight.



Light Core

50/50 Swiss paulownia and poplar creates a balanced core that's lively yet strong.



Core Core

Full poplar with hardwood beech stringers to strengthen the board's backbone, reinforce the inserts and increase pop.



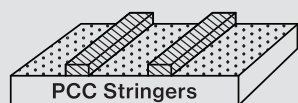
Pop Core

100% poplar – traditional core design that draws on the strong, springy qualities of this mid-hard wood from tip to tail.



## Carbon Lay-ups

Carbon is feather light and offers explosive pop, lightning edge response and supreme dampening at high speeds. Using strips of carbon fiber within the board's construction we can dial in the flex and add an extra layer of awesomeness to your ride.



Precured carbon offers even livelier rebound than our regular stringers. We use it to stiffen the tail and improve drive through turns on performance boards like the Surfer.

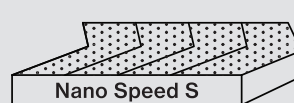


Tried and tested carbon technology. We deploy them in different areas to fine-tune the feel of each model.

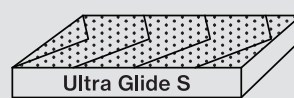


## Base Tech

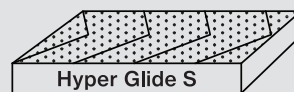
The base is super important because it's your direct connection to the snow. We choose from four different types of extruded and sintered bases, each of which has its own advantages. Every board is finished with a factory wax before it reaches the shelves.



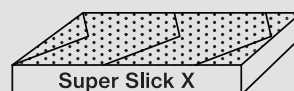
The fastest base money can buy, produced using race-grade ISO-SPORT 7000 P-tex. This is the same shit spandex-clad dudes have on their ski boards. No joke.



A premium, 7000-grade sintered base reserved for our high-end models. Packing more molecules into the P-tex means it's super tough and hauls ass.



Our standard sintered base that's durable and fast – and even faster when you keep it waxed.



An extruded base with a difference. It boasts the highest molecular content of any extruded P-tex on the market, meaning it's consistently quick regardless of how often you wax.



Die-cut bases are like a jigsaw. Flip Flop minimises waste by using two or more color options for each piece. That means more unique graphics and less environmental harm.




# Special Sauce


There's more to Bataleon than Triple Base. Our boards feature a bunch of trademark technologies that work in parallel with 3D shaping to ensure they're funner than anything else out there.



Supertubes™ are hollow carbon cylinders that are inserted directly into the core. They reinforce the camber, reduce weight and greatly increase pop. By varying their location we can fine-tune the board's performance further.



A single Super Tube down the middle of the board enhances pop without stiffening the board torsionally. Great for jibbing.



A Super Tube on either side of the board enhances pop and gives the camber more snap.



Similar to DST but with four extra Super Tubes (six in total) running parallel to the board radius, delivering extra power to the edges.

## AIR RIDE™

AirRide™ is an additive we include within the woodcore of select models, which dampens vibrations and makes riding smoother at high speeds. It's like having a suspension system in your snowboard.



## WALLIE TIPS™

Our skate-inspired WallieTips™ feature a steeper kick right at the end that makes it easier to push the nose through heavy kinks, jam it up poles and generally get creative with way less risk of hanging up. They will change the way you look at park features and give you added confidence when approaching rails.

