

ALL WAYS DOWN
ALL WAYS DOWN
ALL WAYS DOWN

21 — 22



WAD

THE PURSUIT.

Do you hear it? The soft but urgent voice. The one that says 'call out tomorrow, it's gonna be deep.' The method to our madness. The guiding principle. The light at the end of the tunnel. The unrelenting motive to couch surf and live out of a board bag for weeks on end. The drive to study forecasts for distant mountain ranges. To build backyard parks. To shovel staircases no one has walked in years and mind surf every surface in sight.

The pursuit is what gives meaning to otherwise blank hillsides. What makes your pulse quicken when you see an untouched powder field, a perfect down rail, a natural transition.

Since 2001, the Rome Snowboard Design Syndicate has been guided by this voice. This unrelenting urge to create, to hike back up, to try something different, to talk with a random boarder in the lift line. Rooted in a collective culture of boarding, the SDS will always be guided by this pursuit.

'Til the last patch melts, the edges rust off and the chairs stop spinning.

All Ways Down.

WAYS



FA


BOARD TECH / HOT RODS



HOTROD CONSTRUCTION

OMEGA CONSTRUCTION

Omegas are the next generation of responsive, ride-anything tech. Made of carbon, the Omegas act as housing built around the HotRods, and are designed to provide additional power and responsiveness.



CARBON HOTRODS

Thin rods of carbon that are milled into the board's core starting at the insert pack and extending into the nose and / or tail. Carbon HotRods are super responsive and powerfully snappy.



BAMBOO HOTRODS

Thin rods of bamboo are milled into the board's core starting just inside the insert packs and extending into the nose and / or tail. Bamboo HotRods are very pressable and playful.

HOTROD CONFIGURATION



DIRECTIONAL DOUBLE

Two HotRods in the board's tail for medium to powerful responsiveness.



DIRECTIONAL SINGLE

A single HotRod in the board's nose for stability at speed and overall liveliness.



TWIN DOUBLE-V

V-shaped HotRods in the board's nose and tail; next level snap and pop.



DIRECTIONAL TRIPLE

One HotRod in the board's nose and two HotRods in the tail; powerful and versatile.




TWIN SINGLE

A single HotRod in the board's nose and tail; pressable yet poppy.

BOARD TECH / MATERIALS


BASE MATERIALS

All of our boards are made with Isosport base materials, the industry leader and known innovator for high performance, durable bases.




SINTERSPEED BASE

Our fastest sintered base, built for maximum speed and performance.



SINTERSTRONG BASE

Hardworking easy to fix sintered base that hauls ass everywhere.



POWERSLIDE BASE


An upgraded, faster and more durable extruded base.



IMPACT BASE


The best extruded base on the market, super durable and easy to fix.

CORES




SUPERPOP

Our lightest and most responsive core, built with alternating strips of 10mm strips of poplar and 20mm strips of paulownia.




POPCORE

Our most versatile and durable core, built with alternating strips of 20mm strips of poplar and 20mm strips of paulownia.



STOMPCORE


Our most stable and predictable core, built with 100% poplar construction.



MINISHRED CORE


Built to be the lightest and snappiest youth core, built with 100% paulownia wood core.

GLASS LAMINATES



BIAX

Fiberglass with two different axes, built to be torsionally more playful and pressable.



TRIAx

Fiberglass running in three different axes, built for torsional rigidity and added snap.




IMPACT PLATES

Built to lessen impact and dampen chatter, these woven glass plates are built under the board's insert packs.



BOARD TECH / SHAPING



DIAMOND 3D


Designed to increase float in deep snow, improve handling in variable terrain, smooth turn initiation, reduce edge-catch and complement all-mountain riding in all senses. The 3D Diamond is available in Directional and Twin Configurations.



DIRECTIONAL DIAMOND 3D



TWIN DIAMOND 3D



DOUBLE KICK

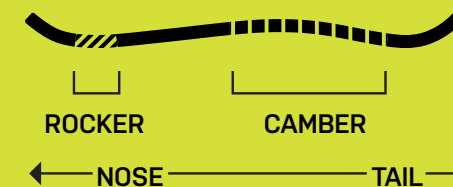
Double Kick is an aggressive two-part rise in the board's nose or tail, built for increased pressability and better landings.

BOARD TECH / CAMBER

CAMBER

FREE-THE-RIDE

Designed for all-mountain prowess and float in the deep. Rockered in the nose, flat under the front foot, with a positive cambered tail.



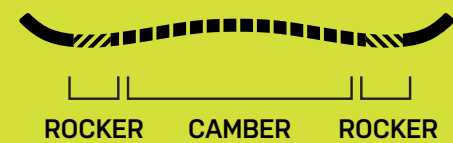
CONTACT ROCKER

Flat camber between the bindings with rocker outside the bindings; smooth flexing and pressable.



FUSION CAMBER

Positive camber with small pockets of rocker at the contact points; the modern go-to for all-mountain performance.



STAY POSITIVE CAMBER

Powerful and predictable, tried-and-true camber.



SHAPING



DIRECTIONAL

Boards with significantly longer noses than tails, typically featuring taper to help keep them nimble and floating in deep snow. Directional boards feature camber profiles that are oriented for all-mountain riding.




DIRECTIONAL TWIN

Boards designed with slightly longer noses than tails, but with both symmetrical sidecuts and symmetrical camber profiles. Directional Twin boards are well-suited for riding switch and all-mountain marauding.



TRUE TWIN


Boards built with fully symmetrical specs; sidecuts, flex patterns, camber profiles and nose and tail lengths. True twin boards are great for riding switch.



TAPER

Built into directional boards built with wider noses than tails helping with agile turns and added float in deep snow.

STALE COLLECTION



**STALE
COLLECTION**



Designed by the international wondershred himself, Ståle Sandbech, the Stale Collection is his take on an all-season quiver. For the second year of the collection, Ståle tapped into a more minimal yet vibrant surf-inspired graphic package. Careful, this collection has a high risk of powder explosions, going full send or having the best time ever.



STALE MOD



STALE CREWZER



STALE FISH



STALE CLEAVER

21 — 22



DIRECTIONAL

POW-CRAVING BACKCOUNTRY WARLORDS



RAVINE SELECT

POWERFULLY RESPONSIVE ALL-MOUNTAIN POWER

- FREE-THE-RIDE CAMBER
- DIRECTIONAL DIAMOND 3D
- FLEX 8/10
- SINTERSPEED BASE



RAVINE

THE PURVEYOR OF ALL-MOUNTAIN GOOD TIMES

- FREE-THE-RIDE CAMBER
- DIRECTIONAL DIAMOND 3D
- FLEX 6/10



WOMEN'S RAVINE

THE ALL-MOUNTAIN MAJESTY

- FREE-THE-RIDE CAMBER
- DIRECTIONAL DIAMOND 3D
- FLEX 6/10
- SINTERSTRONG BASE



STALEFISH

ALWAYS THE CATCH OF THE DAY

- FREE-THE-RIDE CAMBER
- DIRECTIONAL DIAMOND 3D
- FLEX 6/10
- SINTERSTRONG BASE



SERVICE DOG

TAIL WAGGING GOOD TIMES

- FREE-THE-RIDE CAMBER
- DIRECTIONAL DIAMOND 3D
- FLEX 5/10
- POWERSLIDE BASE



RAVINE SELECT

**POWERFULLY RESPONSIVE
ALL-MOUNTAIN PERFORMANCE**

- 3D SHAPING IN THE NOSE AND TAPER FOR MAXIMUM FLOAT AND NIMBLE TURNING
- CARBON OMEGA HOTRODS AND IMPACT PLATES ADD MAXIMUM ALL-MOUNTAIN POWER AND DURABILITY
- SINTERSPEED BASE IS OUR FASTEST SINTERED BASE, BUILT FOR MAXIMUM SPEED AND PERFORMANCE

Our big mountain bodybuilder of a board, the Ravine Select is built for the steepest and the deepest terrain you can find. With a healthy dose of taper and our Directional Diamond 3D in the nose, the Ravine Select is nimble through the trees and unsinkable in powder. With a burly flex designed to stomp cliffs and charge the whole mountain, the Ravine Select is a T-bone steak of a board.



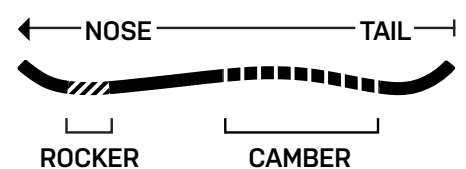
TERRAIN MAP ///////////////



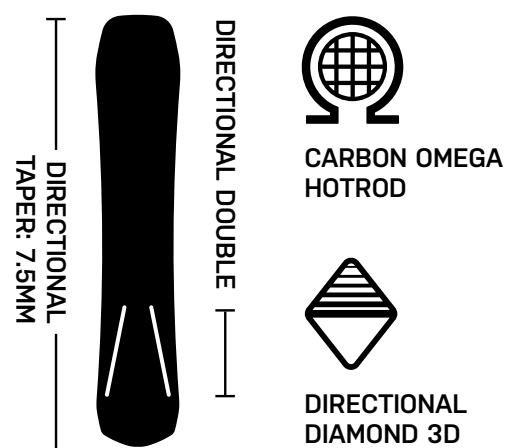
FLEX ///////////////




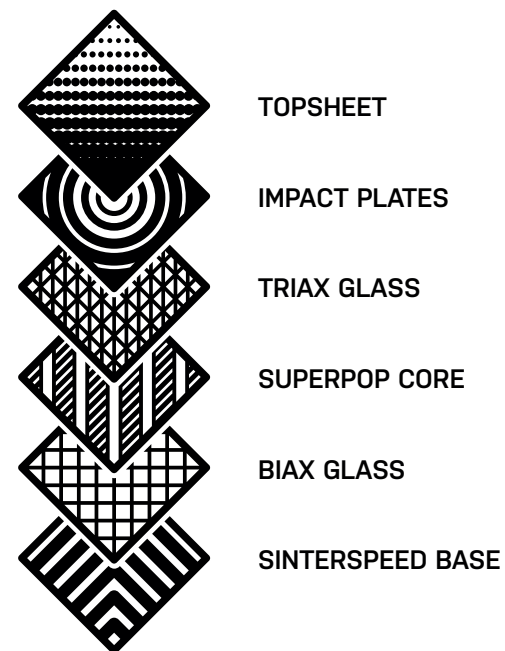
FREE-THE-RIDE CAMBER ///////////////



SHAPE AND HOTRODS ///////////////



BOARD CONTENTS ///////////////



**RAVINE
SELECT**

- 152
- 155
- 158
- 162
- 166



RAVINE

THE PURVEYOR OF PLAYFUL
ALL-MOUNTAIN GOOD TIMES



- 3D SHAPING IN THE NOSE AND TAPER FOR MAXIMUM FLOAT AND NIMBLE TURNING
- CARBON HOTRODS ADD RESPONSIVENESS AND TORSIONAL PLAYFULNESS
- SINTERSTRONG BASE IS OUR HARDWORKING, EASY TO FIX, HAUL-ASS-EVERYWHERE BASE


The fan-favorite Ravine is a versatile all-mountain fun-haver. Built with a mellow yet responsive flex, our Directional Diamond 3D nose and plenty of taper for responsiveness and float on deep days. The Ravine loves to feast on a pow day but has a freestyle feel that makes days between storms just as fun.



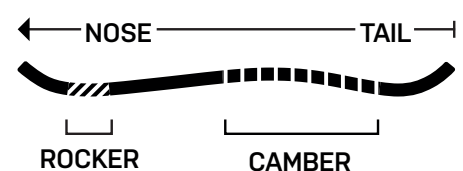
TERRAIN MAP



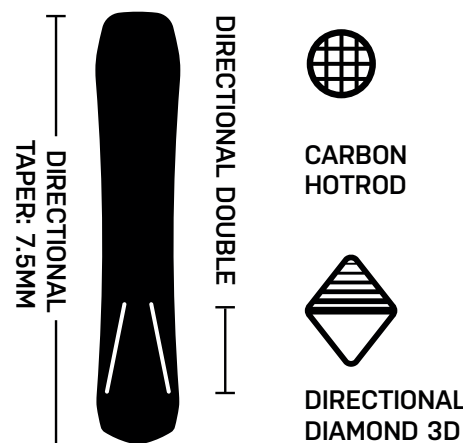
FLEX



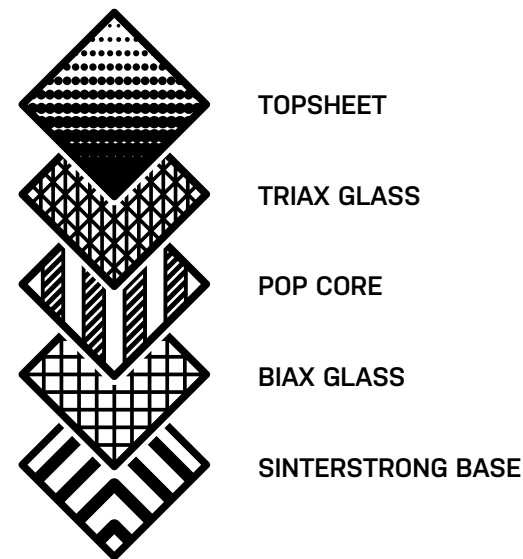
FREE-THE-RIDE CAMBER



SHAPE AND HOTRODS



BOARD CONTENTS



RAVINE

- 152
- 155
- 158
- 162
- 166



WOMEN'S RAVINE



THE ALL-MOUNTAIN MAJESTY




- 3D SHAPING IN THE NOSE AND TAPER FOR MAXIMUM FLOAT AND NIMBLE TURNING
- CARBON HOTRODS ADD RESPONSIVENESS AND TORSIONAL PLAYFULNESS
- SINTERSTRONG BASE IS OUR HARDWORKING, EASY TO FIX, HAUL-ASS-EVERYWHERE BASE

The Women's Ravine is built for riders who want a dependable and versatile ride that handles business no matter the conditions. Featuring our Directional Diamond 3D and plenty of taper, this torsionally playful board hovers through powder and holds an edge through the slickest conditions with ease.

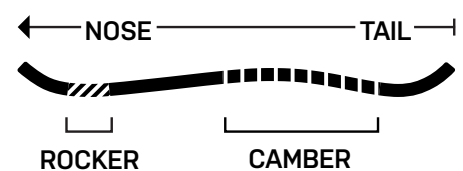
TERRAIN MAP



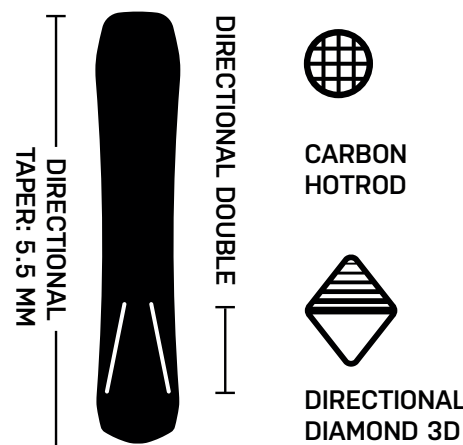
FLEX



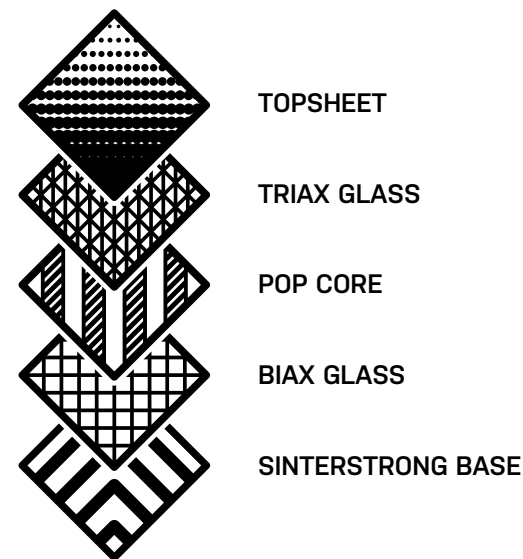
FREE-THE-RIDE CAMBER



SHAPE AND HOTRODS



BOARD CONTENTS



WOMEN'S RAVINE

144

147

150

153



STALEFISH

ALWAYS THE CATCH OF THE DAY




- 3D SHAPING IN THE NOSE AND TAPER FOR MAXIMUM FLOAT AND NIMBLE TURNING
- BAMBOO OMEGA HOTRODS ADD STABILITY AND SNAPPY POWER IN THE NOSE
- SINTERSTRONG BASE IS OUR HARDWORKING, EASY TO FIX, HAUL-ASS-EVERYWHERE BASE
- STÅLE SANDBECH'S WEAPON OF CHOICE FOR DEEP DAYS OR LAYING EURO CARVES

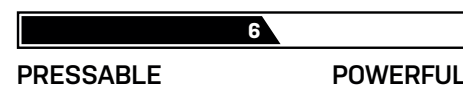
The pow shape of the Stale Collection, the StaleFish is a freestyle-oriented, directional barracuda of a board. Loaded to the gills with taper, Free-the-Ride camber and Directional Diamond 3D for maximum float, railing curves and stomping deep landings. Yeah, it's safe to say this thing is as fun as it looks.



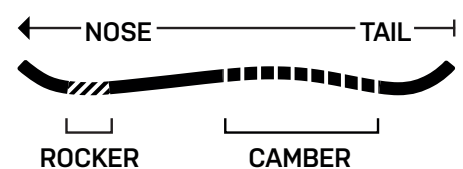
TERRAIN MAP



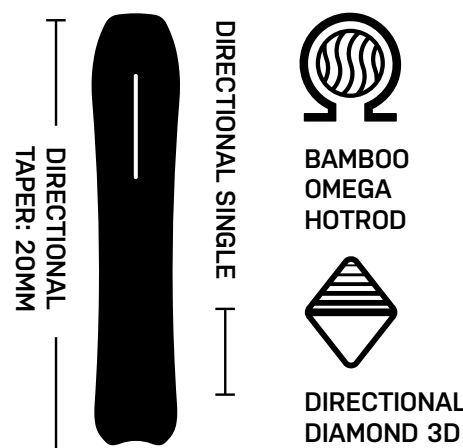
FLEX



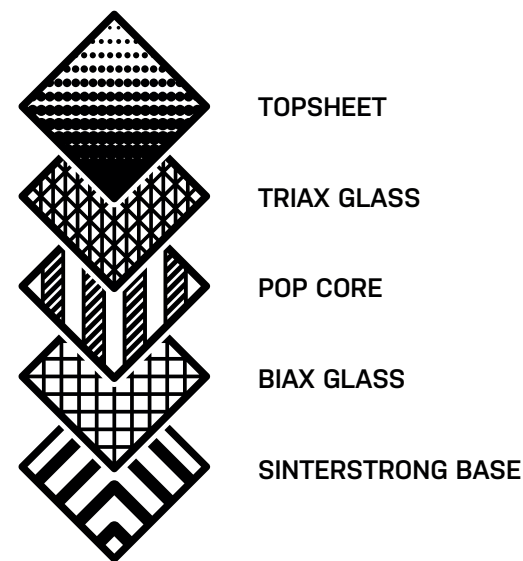
FREE-THE-RIDE CAMBER



SHAPE AND HOTRODS



BOARD CONTENTS




STALEFISH

148

153

157



STALE COLLECTION



SERVICE DOG

TAIL WAGGING GOOD TIMES



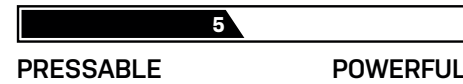
- 3D SHAPING IN THE NOSE AND TAPER FOR MAXIMUM FLOAT AND NIMBLE TURNING
- BAMBOO HOTROD ADDS ADDITIONAL STRENGTH IN THE NOSE
- POWERSLIDE BASE IS OUR UPGRADED FASTER AND MORE DURABLE EXTRUDED BASE

Feeling anxious about getting first tracks? Look no further than your new best friend, the Service Dog. This directional pow hound is built to float, slash and chase good times all over the hill thanks to Directional Diamond 3D, plenty of taper and a stable yet pressable flex pattern.

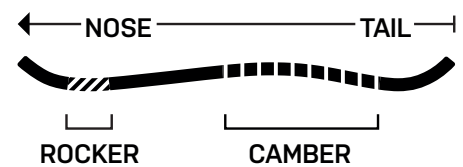
TERRAIN MAP



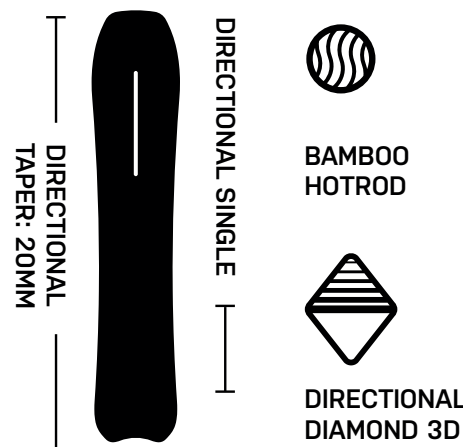
FLEX



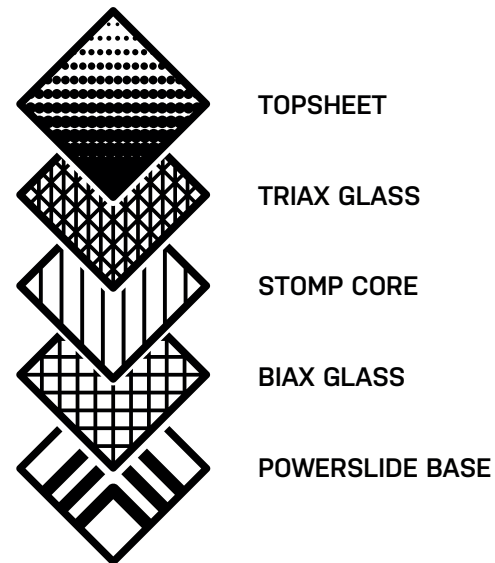
FREE-THE-RIDE CAMBER



SHAPE AND HOTRODS



BOARD CONTENTS



SERVICE DOG

148

153

157



DIRECTIONAL



ALL-MOUNTAIN MARAUDERS



NATIONAL

VERSATILITY AND POWER FOR EVERY OCCASION

- FUSION CAMBER
- FLEX 7/10
- SINTERSPEED BASE



STALE CREWZER

RETRO SHAPE, MODERN PERFORMANCE

- FUSION CAMBER
- FLEX 6/10
- SINTERSTRONG BASE
- DESIGNED BY STÅLE SANDBECH



FREAKER

RESIST THE NORM

- FUSION CAMBER
- FLEX 7/10
- SINTERSTRONG BASE



NEW
NEW
NEW

MUSE

SONNET WORTHY ALL-MOUNTAIN PERFORMANCE


- FUSION CAMBER
- FLEX 6/10
- SINTERSTRONG BASE



WARDEN

HANDLE BUSINESS FROM DAY 1 TO DAY 100

- FUSION CAMBER
- FLEX 5/10
- POWERSLIDE BASE




NATIONAL

VERSATILITY AND POWER FOR EVERY OCCASION

- SINTERSPEED BASE IS OUR FASTEST SINTERED BASE, BUILT FOR MAXIMUM SPEED AND PERFORMANCE
- CARBON OMEGA HOTRODS AND IMPACT PLATES ADD MAXIMUM ALL-MOUNTAIN POWER AND DURABILITY
- SUPERPOP IS OUR LIGHTEST AND MOST RESPONSIVE CORE; POWERFUL, AGILE AND SUPER POPPY

The National is designed for riders who want a versatile, powerful board that handles business in the jump line, the sidecountry or harvesting corduroy. With a directional twin shape, snappy flex profile and the predictable yet versatile Fusion Camber, the National is All Ways Down.

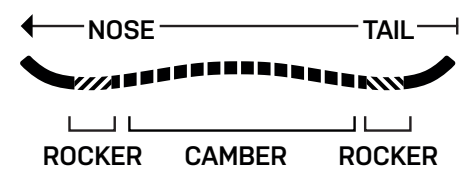
TERRAIN MAP



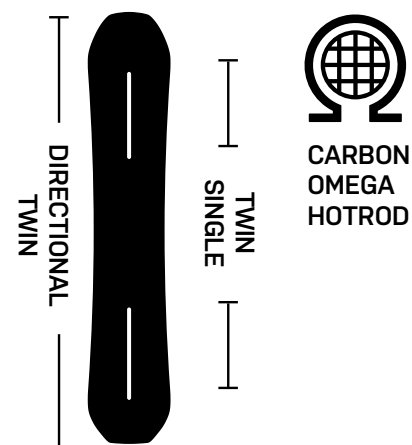
FLEX



FUSION CAMBER



SHAPE AND HOTRODS



BOARD CONTENTS

- TOPSHEET
- IMPACT PLATES
- TRIAx GLASS
- SUPERPOP CORE
- BIAX GLASS
- SINTERSPEED BASE



NATIONAL

- 149
- 152
- 154
- 156
- 158
- 157W
- 162W



DIRECTIONAL TWIN

STALE CREWZER

RETRO SHAPE, MODERN PERFORMANCE




- CARBON HOTRODS AND IMPACT PLATES ADD DURABILITY WITH PLENTY OF POP AND PRESSABILITY
- POPCORE IS OUR MOST VERSATILE, DO-EVERYTHING CORE
- SINTERSTRONG BASE IS OUR HARDWORKING, EASY TO FIX, HAUL-ASS-EVERYWHERE BASE
- STÅLE SANDBECH'S TAKE ON AN EASY RIDING DAILY DRIVER


The Stale Crewzer is designed by the Norwegian Wundershredder Ståle Sandbech for the days when he's just lapping with the homies. Built with Fusion Camber and directional twin sensibilities, the Stale Crewzer has plenty of pop to keep park laps firing and sidehits boosting.



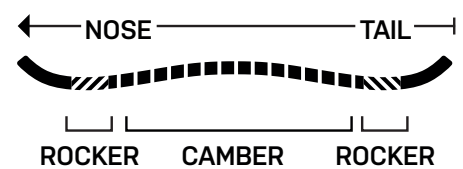
TERRAIN MAP



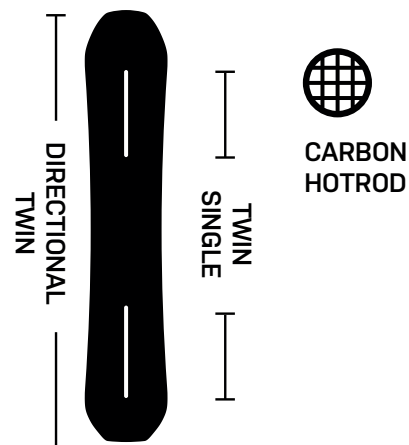
FLEX



FUSION CAMBER



SHAPE AND HOTRODS



BOARD CONTENTS

- TOPSHEET
- IMPACT PLATES
- TRIAx GLASS
- POP CORE
- BIAX GLASS
- SINTERSTRONG BASE



STALE CREWZER

- 151
- 154
- 156
- 158
- 156W
- 160W



DIRECTIONAL TWIN

FREAKER

RESIST THE NORM




- BAMBOO OMEGA HOTRODS ADD MAXIMUM STABILITY AND RESPONSIVENESS
- SINTERSTRONG BASE IS OUR HARDWORKING, EASY TO FIX, HAUL-ASS-EVERYWHERE BASE
- RENE RINNEKANGAS' BOARD OF CHOICE FOR MELTING MINDS

The Freaker is a board that lives in the moment – untethered from the expectations of a directional twin or a park board or a free ride board – it just goes with the flow. The secret of this sauce is Fusion Camber backed with a snappy flex and unique Directional Triple Bamboo Omega HotRods. Creativity abounds, whether it's spinning tweaked out jump laps, sending unseen sidecountry gaps or laying trenches through the ski schools. Freak on Freaker.



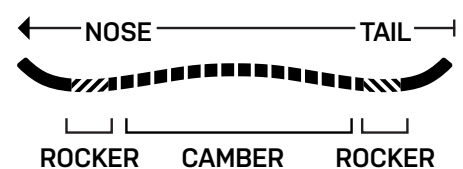
TERRAIN MAP



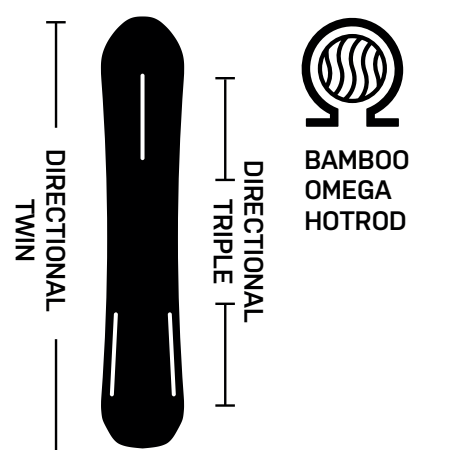
FLEX



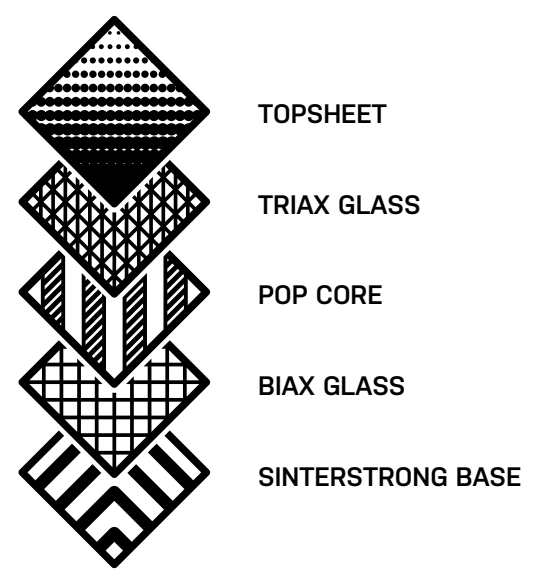
FUSION CAMBER



SHAPE AND HOTRODS



BOARD CONTENTS



FREAKER

- 149
- 152
- 155
- 158
- 154W
- 157W
- 160W

NEW
NEW
NEW



MUSE



SONNET WORTHY ALL-MOUNTAIN PERFORMANCE


- NEW WOMEN'S MODEL FOR ALL-TERRAIN EXPLORATION
- BAMBOO HOTRODS PROVIDE A RESPONSIVE YET PLAYFUL RIDE
- STOMP CORE IS SNAPPY AND PREDICTABLE, PRESSABLE YET STILL RESPONSIVE
- SINTERSTRONG BASE IS OUR HARDWORKING, EASY TO FIX, HAUL-ASS-EVERYWHERE BASE

New for this season, the Muse is our latest offering for women who crave nimble all-terrain performance. With a slightly narrower waist width, Fusion Camber, and a medium flex, the Muse is the perfect blend of quick turning response and a playful, ride-it-all profile.

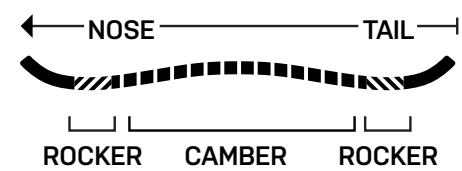
TERRAIN MAP



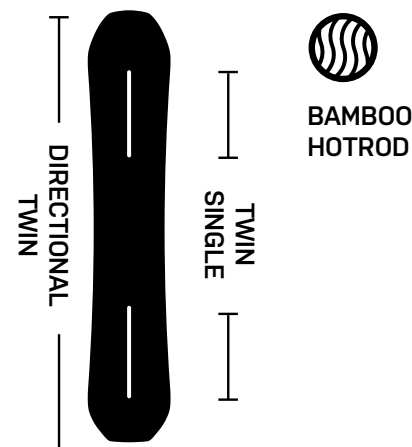
FLEX



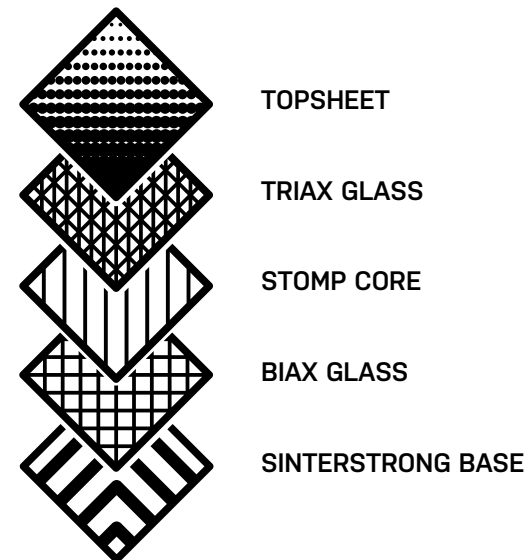
FUSION CAMBER



SHAPE AND HOTRODS




BOARD CONTENTS



MUSE

- 140
- 143
- 146
- 149
- 152

NEW
NEW
NEW




WARDEN

HANDLE BUSINESS FROM DAY 1 TO DAY 100




- BAMBOO HOTRODS PROVIDE A RESPONSIVE YET PLAYFUL RIDE
- STOMP CORE IS SNAPPY AND PREDICTABLE, PRESSABLE YET STILL RESPONSIVE
- POWERSLIDE BASE IS OUR UPGRADED FASTER AND MORE DURABLE EXTRUDED BASE

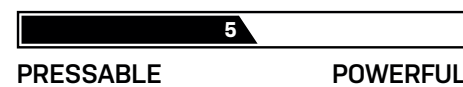
Designed for riders who want a performance-oriented ride that won't break the bank, the Warden is all that and more. With an adventurous shape complemented by Directional Triple Bamboo HotRods, this medium flexing board makes short work of the whole mountain.



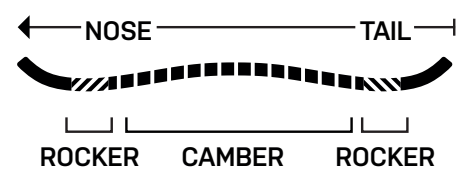
TERRAIN MAP



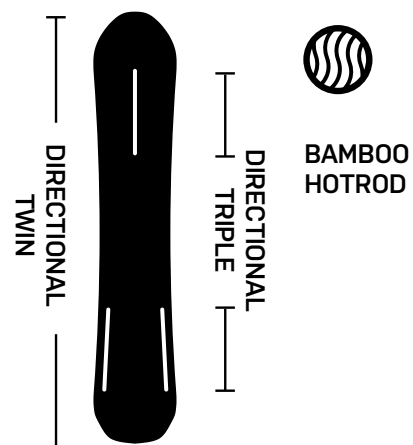
FLEX




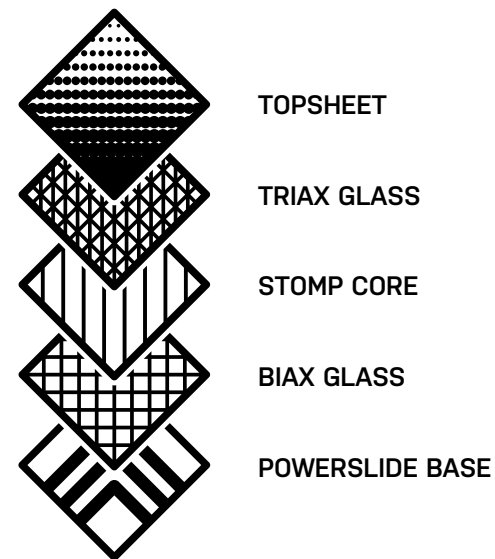
FUSION CAMBER



SHAPE AND HOTRODS



BOARD CONTENTS



WARDEN

- 149
- 152
- 155
- 158
- 154W
- 157W
- 160W



TRUE TWIN



DISCIPLES OF PRESSABLE POWER



STALE MOD

WHY NOT SEND IT?


- STAY POSITIVE
- FLEX 8/10
- SINTERSPEED BASE
- DESIGNED BY STÅLE SANDBECH



PARTY MOD

STATE CHAMP OF LOOSE BOARDIN'

- CONTACT ROCKER
- FLEX 6/10
- SINTERSTRONG BASE



AGENT

TIMELESS PERFORMANCE AND VERSATILITY

- FUSION CAMBER
- FLEX 5/10
- SINTERSTRONG BASE



GANG PLANK

EASY PRESSING AND ALWAYS TWEAKIN'

- CONTACT ROCKER
- FLEX 5/10
- POWERSLIDE BASE



HEIST

EFFORTLESS FUN AND PRESSABILITY

- FUSION CAMBER
- FLEX 4/10
- POWERSLIDE BASE



ARTIFACT

Y'ALL EVER JIB THE WORLD?

- STAY POSITIVE
- FLEX 4/10
- POWERSLIDE BASE



ROYAL

PLAYFUL YET PRECISE

- CONTACT ROCKER
- FLEX 3/10
- IMPACT BASE



MECHANIC

DEPENDABILITY NO MATTER THE CONDITIONS

- CONTACT ROCKER
- FLEX 4/10
- IMPACT BASE



SLAPSTICK

FROM LINKING TURNS TO TWEAKING METHODS

- FUSION CAMBER
- TWIN DIAMOND 3D
- FLEX 4/10
- IMPACT BASE



MINISHRED

NEXT GENERATION PERFORMANCE FOR TODAY'S GROMS

- CONTACT ROCKER
- TWIN DIAMOND 3D
- FLEX 2/10
- IMPACT BASE




STALE MOD

WHY NOT SEND IT?

- CARBON OMEGA HOTRODS AND IMPACT PLATES ADD MAXIMUM ALL-MOUNTAIN POWER AND DURABILITY
- SUPERPOP IS OUR LIGHTEST AND MOST RESPONSIVE CORE; POWERFUL, AGILE AND SUPER POPPY
- SINTERSPEED BASE IS OUR FASTEST SINTERED BASE BUILT FOR MAXIMUM SPEED AND PERFORMANCE
- STÅLE SANDBECH'S BOARD OF CHOICE FOR FULL-SEND PARK RIDING

The Stale Mod is the hard charging beast of a board found under Ståle Sandbech's feet when it's time to go big. Riders who need 'last minute, lip of the jump' style response know that positive camber is the only way to go. Reinforced with our Twin Double-V Carbon Omega HotRods and lightning fast SinterSpeed base, you've got the recipe for viral clips and a shelf full of hardware.

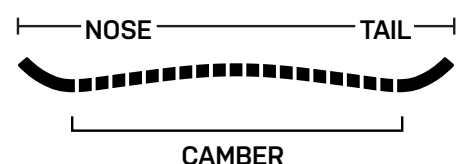
TERRAIN MAP



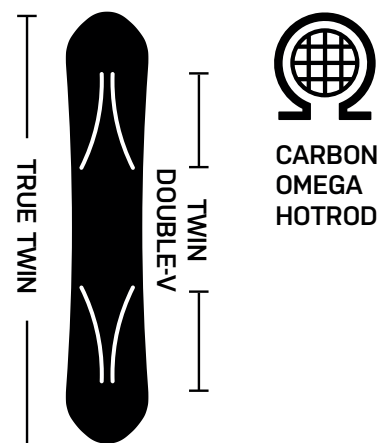
FLEX



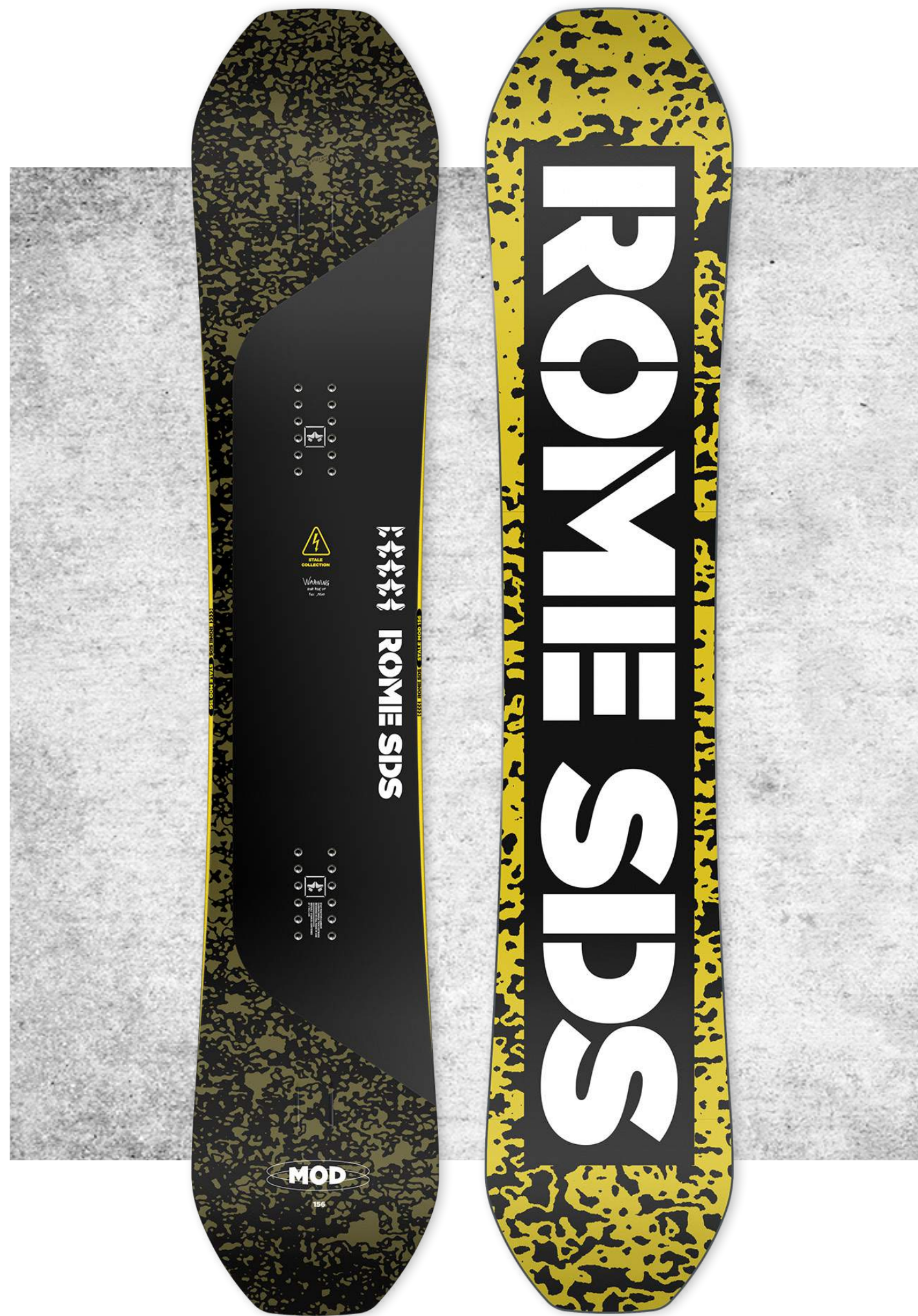
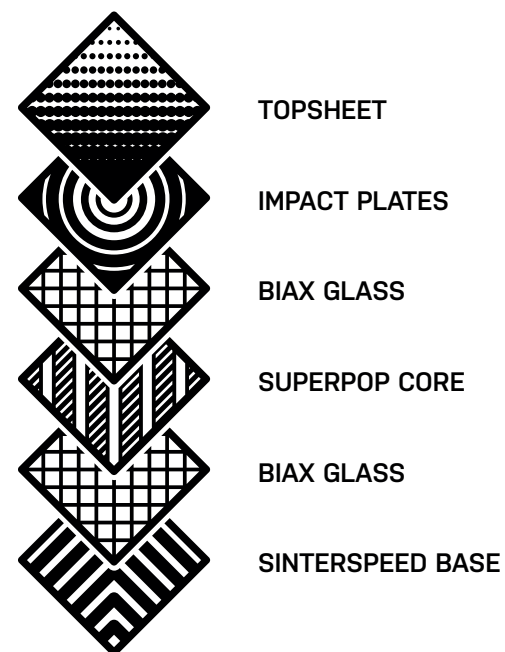
STAY POSITIVE



SHAPE AND HOTRODS



BOARD CONTENTS



STALE MOD

153

156

159

157W



PARTY MOD

STATE CHAMP OF LOOSE BOARDIN'




- CARBON HOTRODS ADD RESPONSIVENESS AND TORSIONAL PLAYFULNESS
- SUPERPOP IS OUR LIGHTEST AND MOST RESPONSIVE CORE; POWERFUL, AGILE AND SUPER POPPY
- SINTERSTRONG BASE IS OUR HARDWORKING, EASY TO FIX, HAUL-ASS-EVERYWHERE BASE

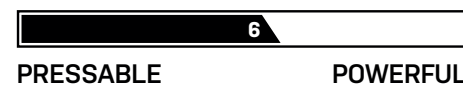
Voted 'Most Likely to Nose Press the Bar Shirtless' by its peers, the Party Mod is here for a good time no matter the conditions. This party revolves around a blend of a lively yet pressable flex pattern and the easy-going Contact Rocker profile. Mix 'em together and you've got a board designed to be equally at home headbanging through the park or cranking sidecountry methods with a pocket full of road sodas.



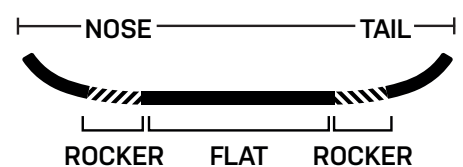
TERRAIN MAP



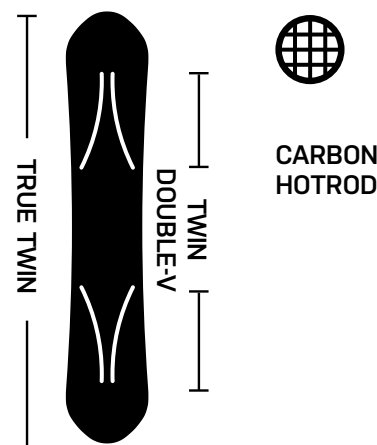
FLEX



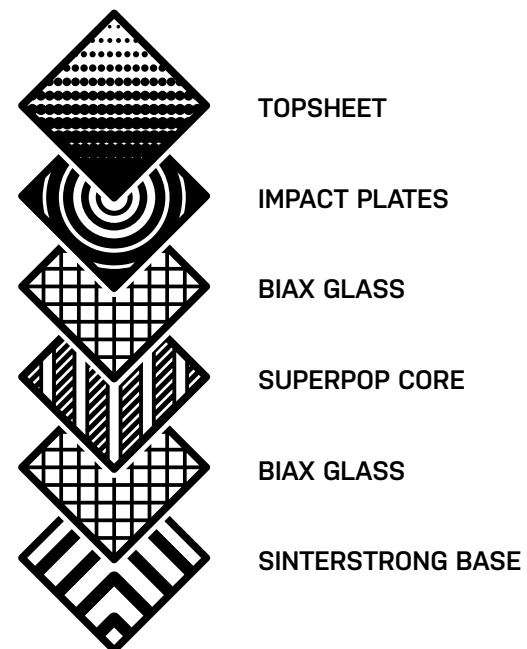
CONTACT ROCKER



SHAPE AND HOTRODS



BOARD CONTENTS



153

156

159

157W



AGENT

TIMELESS PERFORMANCE AND VERSATILITY



- BAMBOO OMEGA HOTRODS CREATE EASY PRESSING, ALL-MOUNTAIN FUN
- STOMP CORE IS SNAPPY AND PREDICTABLE, PRESSABLE YET STILL RESPONSIVE
- SINTERSTRONG BASE IS OUR HARDWORKING, EASY TO FIX, HAUL-ASS-EVERYWHERE BASE

A true workhorse of a board, the Agent is designed to do it all with style. Featuring a responsive yet butter-happy flex profile, and built with Fusion Camber and our SinterStrong base to keep you flying around the hill like a bat out of hell. All that tech in a true twin shape means the hits don't stop, whether you're riding park laps, high speed groomers or hunting pow stashes.

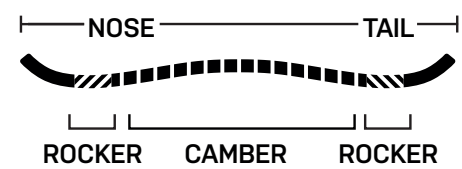
TERRAIN MAP



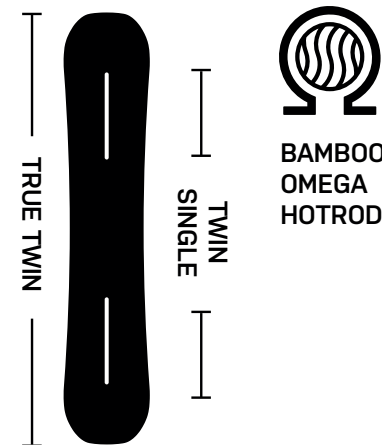
FLEX



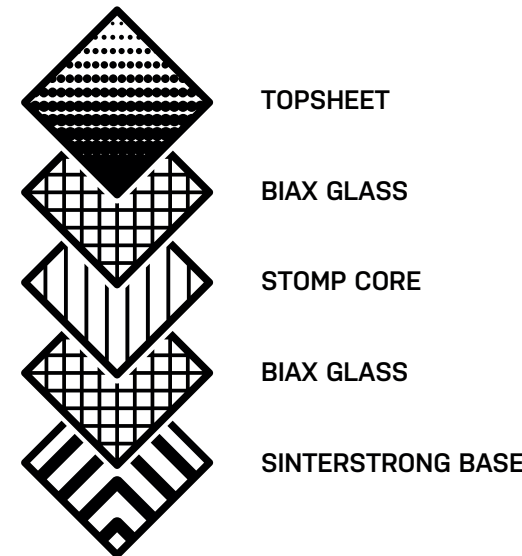
FUSION CAMBER



SHAPE AND HOTRODS



BOARD CONTENTS



AGENT

- 148
- 151
- 154
- 157
- 160
- 155W
- 158W
- 161W




GANG PLANK

EASY PRESSIN' AND ALWAYS TWEAKIN'

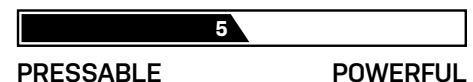
- BAMBOO OMEGA HOTRODS AND IMPACT PLATES CREATE DURABLE, EASY PRESSING, ALL-MOUNTAIN FUN
- POPCORE IS OUR MOST VERSATILE CORE; PLAYFUL YET POWERFUL, ALWAYS RESPONSIVE
- POWERSLIDE BASE IS OUR UPGRADED FASTER AND MORE DURABLE EXTRUDED BASE

The Gang Plank is a staple in the line thanks to its playful flex and ability to turn anything on the mountain into a feature. With plenty of snap and pop to step to bigger jumps and take speed all over the mountain, the Gang Plank is built to let your creativity run wild.

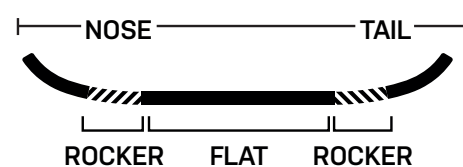
TERRAIN MAP



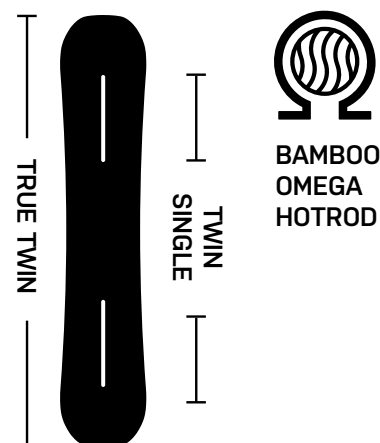
FLEX




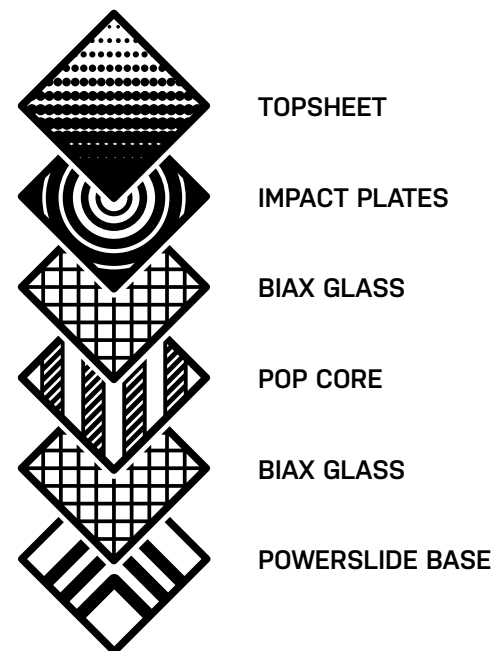
CONTACT ROCKER



SHAPE AND HOTRODS



BOARD CONTENTS



GANG PLANK

148

153

156

154W

157W



HEIST



EFFORTLESS FUN AND PRESSABILITY




- BAMBOO OMEGA HOTRODS CREATE EASY PRESSING, ALL-MOUNTAIN FUN
- STOMP CORE IS SNAPPY AND PREDICTABLE, PRESSABLE YET STILL RESPONSIVE
- POWERSLIDE BASE IS OUR FASTEST EXTRUDED BASE, DURABLE AND FASTER THAN THE AVERAGE

Designed for women who want a foolproof ride to handle whatever the day brings, the Heist is a smooth operator. Built with Bamboo Omega HotRods, a medium flex profile and Fusion Camber for a versatile, easy to control ride, the Heist keeps you locked into carves, snapping ollies and doing the damn thing all day long.

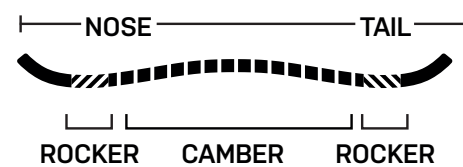
TERRAIN MAP ///////////////



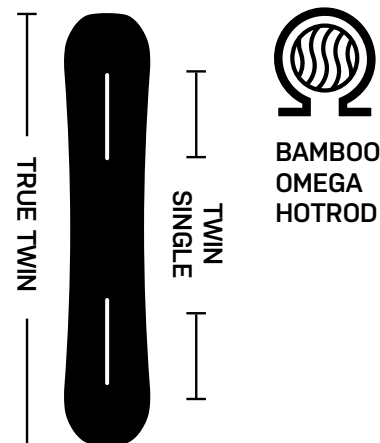
FLEX ///////////////



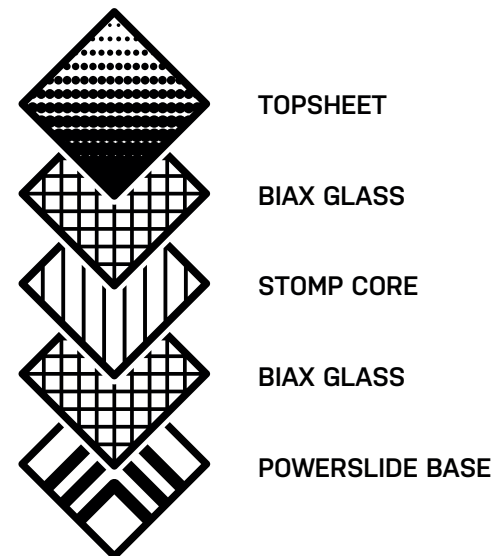
FUSION CAMBER ///////////////



SHAPE AND HOTRODS ///////////////



BOARD CONTENTS ///////////////



HEIST

139

143

147

151



ARTIFACT

Y'ALL EVER JIB THE WORLD?


- DOUBLE KICK IN THE NOSE AND TAIL FOR LOCKED IN PRESSES AND TORSIONAL STABILITY
- BAMBOO HOTRODS AND IMPACT PLATES CREATE STABILITY, POP AND ADDITIONAL DURABILITY
- POWERSLIDE BASE IS OUR UPGRADED FASTER AND MORE DURABLE EXTRUDED BASE

The Artifact is a jibber's delight; plain and simple, this thing just wants to hit features. With a soft flex— perfect to lock into rails— and the ollie power of Stay Positive camber, what really sets the Artifact apart is Double Kick in the nose and tail; designed to help ride away from sketchy landings, butter like never before, and press till the wheels fall off. Long story short, this is the board you'll film your ender on.

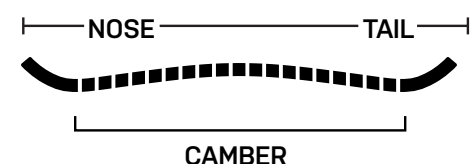
TERRAIN MAP



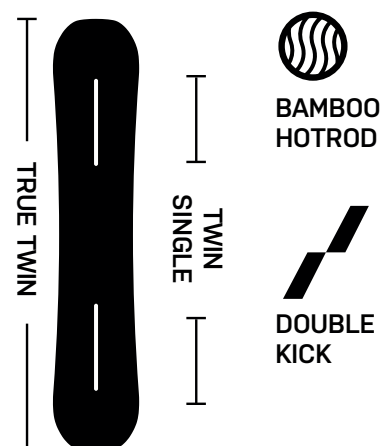
FLEX



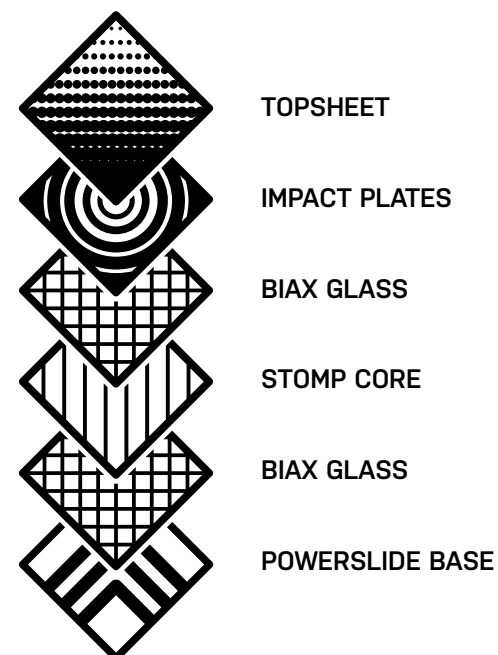
STAY POSITIVE



SHAPE AND HOTRODS



BOARD CONTENTS



ARTIFACT

- 147
- 150
- 153
- 156
- 152W
- 155W


ROYAL



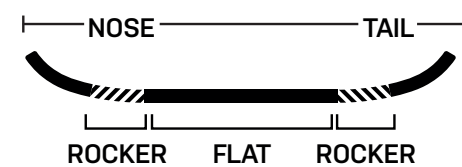
TERRAIN MAP



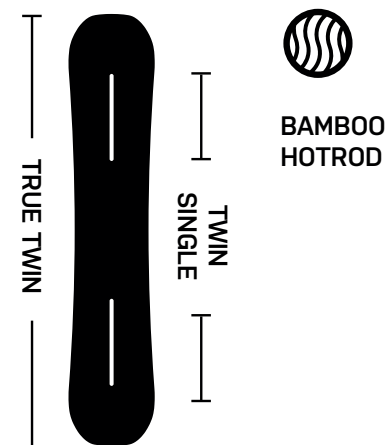
FLEX



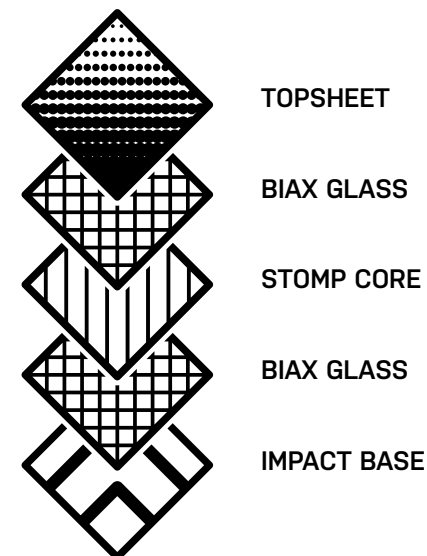
CONTACT ROCKER



SHAPE AND HOTRODS



BOARD CONTENTS



- BAMBOO HOTRODS PROVIDE A RESPONSIVE YET PLAYFUL RIDE
- STOMP CORE IS SNAPPY AND PREDICTABLE, PRESSABLE YET STILL RESPONSIVE
- IMPACT BASE IS THE BEST EXTRUDED BASE ON THE MARKET; SUPER DURABLE AND EASY TO FIX

The Royal is designed as a board that helps build confidence, from learning to link turns to ripping the trees like local. With a soft flex, our pliable Contact Rocker profile, and a user-friendly true twin shape, the easy riding Royal might just be your new best friend.



ROYAL

- 138
- 141
- 144
- 147
- 150



MECHANIC

DEPENDABILITY NO MATTER THE CONDITIONS




- BAMBOO HOTRODS PROVIDE A RESPONSIVE YET PLAYFUL RIDE
- STOMP CORE IS SNAPPY AND PREDICTABLE, PRESSABLE YET STILL RESPONSIVE
- IMPACT BASE IS THE BEST EXTRUDED BASE ON THE MARKET; SUPER DURABLE AND EASY TO FIX


The Mechanic is an approachable twin option for riders who want to progress their riding without sacrificing any performance. Built with a soft to medium flex, the approachable rideability of a Contact Rocker profile and a true twin shape with plenty of freestyle vibes.



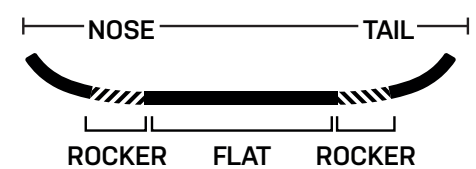
TERRAIN MAP



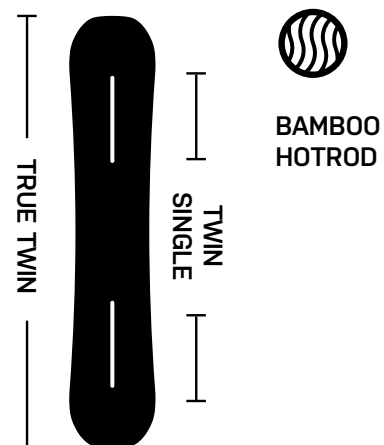
FLEX



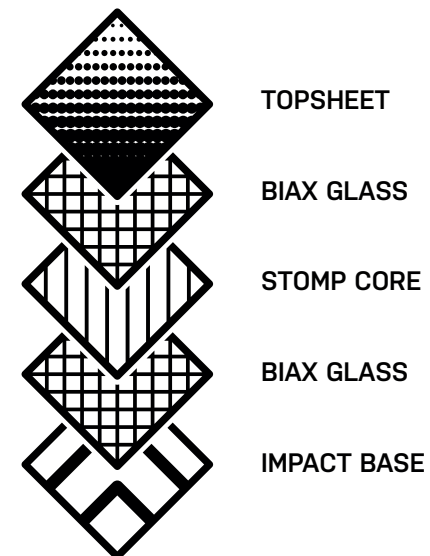
CONTACT ROCKER



SHAPE AND HOTRODS



BOARD CONTENTS



MECHANIC

- 147
- 150
- 153
- 156
- 159
- 154W
- 157W
- 161W



SLAPSTICK



FROM LINKING TURNS TO TWEAKING METHODS




- TWIN DIAMOND 3D FOR CATCH-FREE RIDING AND BUTTER-ABILITY
- STOMP CORE IS SNAPPY AND PREDICTABLE, PRESSABLE YET STILL RESPONSIVE
- IMPACT BASE IS THE BEST EXTRUDED BASE ON THE MARKET; SUPER DURABLE AND EASY TO FIX


The Slapstick is built to inspire groms with the confidence they need to ride the peaks and parks they never thought possible. Twin Diamond 3D in the nose and tail makes it virtually impossible to catch an edge, paired with our versatile and poppy Fusion Camber to keep 'em charging. The Slapstick is all about defying expectations and slapping high fives.



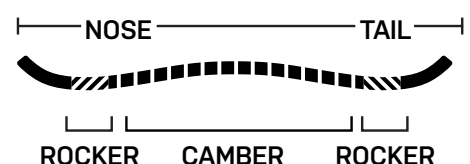
TERRAIN MAP



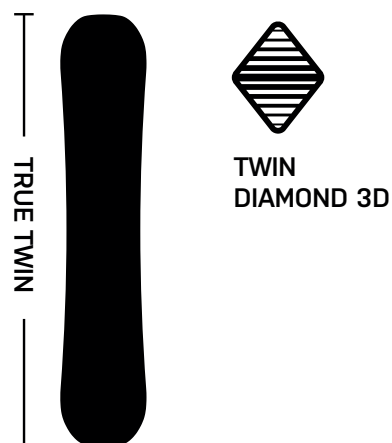
FLEX



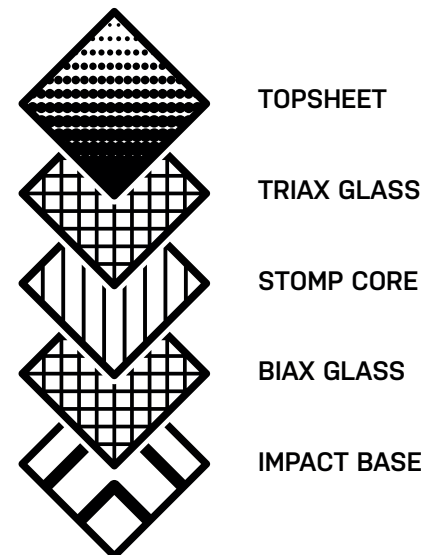
FUSION CAMBER



SHAPE



BOARD CONTENTS



130

135

140

145



MINISHRED



NEXT GENERATION PERFORMANCE FOR TODAY'S GROMS

- IMPACT BASE IS THE BEST EXTRUDED BASE ON THE MARKET; SUPER DURABLE AND EASY TO FIX
- TWIN DIAMOND 3D FOR CATCH-FREE RIDING AND BUTTER-ABILITY
- MINISHRED CORE IS THE LIGHTEST YOUTH CORE IN THE GAME; FORGIVING AND PLAYFUL


The MiniShred is the board you wish you had when you started riding. The soft flexing and beginner-friendly MiniShred Core is 100% Paulownia wood, making it the lightest core in a youth board. The Twin Diamond 3D in the nose and tail makes for an edge-catch-free ride that is nothing short of a game changer for grom-oriented progression.



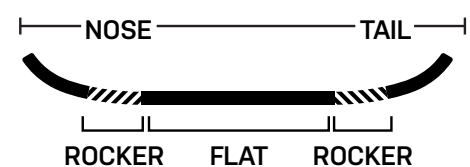
TERRAIN MAP



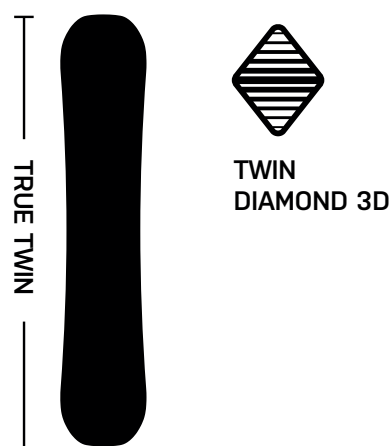
FLEX



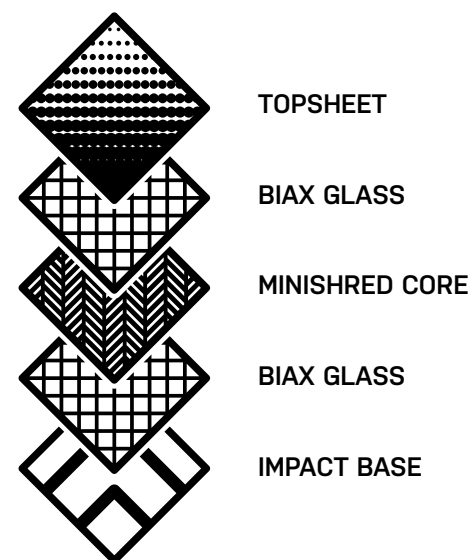
CONTACT ROCKER



SHAPE



BOARD CONTENTS



- 90
- 100
- 110
- 120



ROME BINDINGS

21—22

BUILT TO TWEAK

We believe everyone rides better when their bindings are customized to their riding style. Our binding collection is all about adjustability and connected comfort and designed to have the freedom to tweak and the power to carve.





FUTURISTIC COMFORT AND IMPACT ABSORPTION

DuraCush™ is an expanded thermoplastic polyurethane material, or E-TPU, used in our SubBase pads and on footbeds to provide advanced chatter absorption and make our bindings as comfortable as possible.

Because of its unique thermo-expansion molding process, DuraCush™ is hyper-resistant to cold temperatures, whereas traditional materials often stiffen and negatively impact riding on the days when it matters most. No matter the temperature, DuraCush™ maintains its impact absorption properties for chatter-free riding, more efficient energy transfer and an overall smoother ride.

AUXTECH™

HINGED PATTERNS FOR NEXT LEVEL CONNECTED-COMFORT

Auxetic Shape Technology is the result of years of refining and rethinking how binding parts work and how we can improve their grip and durability.

Auxetic patterns are geometric patterns that become thicker perpendicularly when stretched. Think of them as a network of tiny hinges that when pressure is applied, they actually expand and open. This creates a more direct connection to the boot. Better surface area pressure distribution with an ergonomic shape means a better connection overall.

The one-piece, one-material design also means increased durability no matter the conditions.

Better grip, increased durability and better-connected comfort, that's AuxTech™.



BINDING TECH

THE MOST ADJUSTABLE BINDINGS IN THE GAME

We believe that everyone rides better and enjoys snowboarding more when their bindings are adjusted to their riding style. That's why we make the most customizable bindings on the market with space age materials and durable, riding-first designs.

- 1 MAX RESPONSE
- 2 NEUTRAL OUT OF THE BOX
- 3 MAX TWEAK



PIVOTMOUNT

A Rome exclusive binding innovation, PivotMounts are small adjustable pieces that allow riders to move the position of their ankle straps on their boots. The higher up on your boot the ankle strap sits, the more power and turn initiation. The lower the strap goes, the more surfy and tweakable your riding will be.



PivotMount Max provides 8 different strap options per side of the ankle strap, 64 configurations total.



PivotMount offers 4 different positions of ankle strap placement per side of the strap, 16 total configurations are possible.



HIGHBACK ROTATION

Designed so riders can adjust their highbacks to mirror the angle of their heelside edge for maximum power transfer.



HIGHBACK CANTING

Built so that riders can adjust the angle of their highback to mirror the angle of their lower leg for increased connection and stability.



ADJUSTABLE BASEPLATE

Created to help fit a wider range of boot models and sizes.



FULLWRAP


Our bombproof chassis; designed for durability, maximum power transfer and stability at speeds.



ASYMWRAP

Redesigned for this season; featuring an upgraded 20% lighter baseplate, with the same surfy ride, maximum board feel and minimal footprint. This baseplate is lighter and stronger than its predecessor.

ANKLE STRAPS



PROFLEX ANKLE STRAP




Powered by AuxTech™, these are incredibly expandable, super-durable and provide superior locked-in hold.



ULTRALIGHT ANKLE STRAP

Cushy and supportive, this lightweight two-part ankle strap is built with an injected EVA pad supported with a TPU injection spine for max connected-comfort.



PUREFLEX ANKLE STRAP

Built with maximum coring and minimally styled, this ankle strap is medium flexing and built to tweak.



MINISHRED ANKLE STRAP

Simplicity reigns supreme with these comfy, smooth flexing ankle straps, one-piece straps on size XS and two-piece straps on size S

TOE STRAPS



PROGRIP TOE STRAP



Powered by AuxTech™, this innovative network of small hinges provides unmatched hold and locked-in grip.



PUREGRIP TOE STRAP

Built for foolproof simplicity, this minimalist styled toe strap has maximum coring for a lightweight and versatile design.



COMPOSITE CONSTRUCTION

Our highbacks and baseplates are made of up a variety of combined materials. These composites are all designed to flex differently and provide different levels of response and tweakability.

POWERGRAFT™

POWERGRAFT™ HIGHBACK

This industry-first design features a Polystrand™ layered composite fiber upper, overmolded into a nylon lower region for next level heelside power, without sacrificing torsional tweakability.

ASYMWRAP

Now 20% lighter than before and with increased durability thanks to a new baseplate design and updated coring. Our AsymWrap platform is designed to provide a surfy board feel with a minimal footprint.



BLACK LABEL



KATANA



VICE



GUILD



CRUX



FLARE



ACE

FULLWRAP

Our bombproof platform, the FullWrap chassis is all about maximum energy transfer and pure connected power. Designed for advanced stability, durability and reliability.



CLEAVER



D.O.D.



390 BOSS



BRASS

BLACK LABEL

A PREMIUM FUSION OF CUSTOMIZATION,
POWER AND FUTURISTIC MATERIALS

- NEW ASYMWRAP PLATFORM FEATURES A 20% LIGHTER BASEPLATE WITH THE SAME SURFY RIDE
- PROFLEX ANKLE STRAPS FEATURE AUXTECH™ FOR LOCKED-IN COMFORT AND ENERGY TRANSFER
- DURACUSH™ IN THE SUBBASE PADS AND FOOTBEDS CREATE ADVANCED IMPACT ABSORPTION
- CARBON INFUSED BASEPLATES AND COMPOSITE POWERGRAFT™ HIGHBACKS PROVIDE MAXIMUM POWER

The Black Label is our most advanced binding, crafted for riders who want a freakishly lightweight binding loaded with futuristic materials and customization features. New for this season, it features our new, lighter AsymWrap Platform and upgraded DuraCush™ on the SubBase pads and footbeds for increased impact dampening. The Black Label is armed with a carbon infused baseplate and our PowerGraft™ composite highback for tweakable torsional flex with maximum toe to heel response. With the locked-in hold of the ProFlex Ankle and ProGrip Toe Straps powered by AuxTech™ and the adjustability of PivotMount Max, the Black Label is truly an upper shelf blend of power and futuristic customization.



PLATFORM ////////////////



ASYMWRAP

STRAPS ////////////////



PROFLEX
ANKLE STRAP

AUXTECH™



PROGRIP
TOE STRAP

AUXTECH™

RIDING STYLE ////////////////



PLAYFUL

PRECISE

CUSTOMIZATION ////////////////



MINIMUM

MAXIMUM



PIVOTMOUNT
MAX



HIGHBACK
ROTATION



HIGHBACK
CANTING



ADJUSTABLE
BASEPLATE

MATERIAL ////////////////

POWERGRAFT™

POWERGRAFT™
HIGHBACK: 70% POLYSTRAND™
30% NYLON

BASEPLATE: 30% CARBON,
70% NYLON



AUXTECH™



DURACUSH™



BLACK LABEL

M/L

L/XL



KATANA



THE ORIGINAL BOUNDARY PUSHER

- NEW ASYMWWRAP PLATFORM FEATURES A 20% LIGHTER BASEPLATE WITH THE SAME SURFY RIDE
- PROFLEX ANKLE STRAPS FEATURE AUXTECH™ FOR LOCKED-IN COMFORT AND ENERGY TRANSFER
- DURACUSH™ IN THE SUBBASE PADS AND FOOTBEDS CREATE ADVANCED IMPACT ABSORPTION
- PIVOTMOUNT MAX PROVIDES 64 DIFFERENT ANKLE STRAP PLACEMENT OPTIONS

As versatile as it is sleek, the Katana is the binding of choice for riders who want lightweight performance from peak to park and back again. Built with the ultra-light, fully redesigned AsymWrap platform and upgraded impact absorption thanks to DuraCush™ on the SubBase pad and footbeds, the Katana is built to take speed, send it deep and make any board ride better.

PLATFORM //////////////////////////////////////////////////////////////////



ASYMWWRAP

STRAPS //////////////////////////////////////////////////////////////////

PROFLEX
ANKLE STRAP

AUXTECH™

PROGRIP
TOE STRAP

AUXTECH™

RIDING STYLE //////////////////////////////////////////////////////////////////



PLAYFUL

PRECISE

CUSTOMIZATION //////////////////////////////////////////////////////////////////



MINIMUM

MAXIMUM

PIVOTMOUNT
MAXHIGHBACK
ROTATIONHIGHBACK
CANTINGADJUSTABLE
BASEPLATE

MATERIAL //////////////////////////////////////////////////////////////////

HIGHBACK: 15% GLASS
85% NYLON

BASEPLATE: 30% GLASS
70% NYLON



AUXTECH™



DURACUSH™



KATANA

S

M/L

L/XL



KATANA



KATANA

S

M/L

L/XL



BLACK



BLACK / RED



EMERALD



VICE

VICE

S

M/L

L/XL



BLACK



BLACK / ACID



ARTIFACT




GUILD



THE PERFECT BLEND OF POWERFUL AND PLAYFUL

- NEW ASYMWWRAP PLATFORM FEATURES A 20% LIGHTER BASEPLATE WITH THE SAME SURFY RIDE
- ULTRALIGHT ANKLE STRAPS PROVIDE A SUPPORTIVE, PLUSH FEEL, TWEAK-FRIENDLY FLEX
- PIVOTMOUNT OFFERS 16 DIFFERENT ANKLE STRAP PLACEMENT OPTIONS

Whether dipping into the sidecountry, spinning park laps with the crew or just lapping groomers, the Guild keeps the good times coming. Built on the newly redesigned AsymWrap platform for a surfy ride with plenty of board feel, and complemented with a strap package designed to provide plush, locked-in hold, the Guild makes good days great.



PLATFORM ////////////////



ASYMWRAP

STRAPS ////////////////



ULTRALIGHT ANKLE STRAP



PROGRIP TOE STRAP

AUXTECH™

RIDING STYLE ////////////////



PLAYFUL

PRECISE

CUSTOMIZATION ////////////////



MINIMUM

MAXIMUM



PIVOTMOUNT



HIGHBACK ROTATION



ADJUSTABLE BASEPLATE

MATERIAL ////////////////

HIGHBACK: 100% NYLON

BASEPLATE: 30% GLASS
70% NYLON

AUXTECH™



GUILD

S

M/L



CRUX

LIGHT ON WEIGHT, HEAVY ON STYLE



- PUREFLEX ANKLE STRAPS ARE LIGHTWEIGHT, MEDIUM-FLEXING AND SNUG WITH A MINIMAL FOOTPRINT
- PUREGRIP TOE STRAPS ARE LIGHTWEIGHT, SNUG AND BEYOND DURABLE
- HIGHBACK ROTATION ADDS ADJUSTABILITY AND OPTIMIZED COMFORT

Built for riders who want a minimalist-styled binding that doesn't skimp on function, the Crux is all that and more. With a focus on tweakability thanks to the medium flexing PureFlex Ankle Strap and a supportive yet pressable highback, the Crux spins park laps with ease and handles business rippin' groomers or pushin' pow.



PLATFORM ////////////////



ASYMWRAP

STRAPS ////////////////



PUREFLEX ANKLE STRAP



PUREGRIP TOE STRAP


RIDING STYLE ////////////////



PLAYFUL

PRECISE

CUSTOMIZATION ////////////////



MINIMUM

MAXIMUM



HIGHBACK ROTATION

MATERIAL ////////////////

HIGHBACK: 100% NYLON

BASEPLATE: 30% GLASS
70% NYLON



CRUX

S

M/L

L/XL



CRUX

CRUX

S

M/L

L/XL



BLACK



ORANGE



BLACK / YELLOW

FLARE



THE SMOOTH FLEXING EASY RIDER



- PUREFLEX ANKLE STRAPS ARE LIGHTWEIGHT, MEDIUM-FLEXING AND SNUG WITH A MINIMAL FOOTPRINT
- PUREGRIP TOE STRAPS ARE LIGHTWEIGHT, SNUG AND BEYOND DURABLE
- HIGHBACK ROTATION ADDS ADJUSTABILITY AND OPTIMIZED COMFORT

Designed for riders who want a mellow flexing binding that puts them in comfort-focused control, the Flare has got your back. This progression-oriented binding provides ample support thanks to the PureFlex Ankle Strap paired with a supportive highback and our surfy AsymWrap Platform.

PLATFORM ////////////////



ASYMWRAP

STRAPS ////////////////



PUREFLEX
ANKLE STRAP



PUREGRIP
TOE STRAP


RIDING STYLE ////////////////



PLAYFUL

PRECISE

CUSTOMIZATION ////////////////



MINIMUM

MAXIMUM



HIGHBACK
ROTATION

MATERIAL ////////////////

HIGHBACK: 100% NYLON

BASEPLATE: 30% GLASS
70% NYLON



FLARE

S

M/L



FLARE



FLARE

S

M/L



BLACK



TEAL



CLEAVER

THE CARBON FILLED CHARGER



- FULLWRAP IS OUR BOMBPROOF CHASSIS; DESIGNED FOR DURABILITY, MAXIMUM POWER TRANSFER AND STABILITY AT SPEEDS
- CARBON INFUSED BASEPLATE AND HIGHBACK PROVIDES NEXT LEVEL ENERGY TRANSFER AND EDGE-TO-EDGE POWER
- PROFLEX ANKLE STRAPS FEATURE AUXTECH™ FOR LOCKED-IN COMFORT AND ENERGY TRANSFER
- DURACUSH™ IN THE SUBBASE PADS AND FOOTBEDS CREATE ADVANCED IMPACT ABSORPTION

The Cleaver is our carbon infused warlord of a binding and Ståle Sandbech's binding of choice. Designed to lay waste to the steepest lines, the biggest jumps and the deepest slashes. Featuring Rome exclusive PivotMount Max for adjustability, ProFlex Ankle Straps and ProGrip Toe Straps powered by AuxTech™ for locked-in hold, the Cleaver also gets our new DuraCush™ SubBase pad and footbed to let you stomp harder and charge faster. Suffice to say, heads will roll.



PLATFORM ////////////////



STRAPS ////////////////



RIDING STYLE ////////////////




CUSTOMIZATION ////////////////



MATERIAL ////////////////


HIGHBACK: 30% CARBON
70% NYLON

BASEPLATE: 30% CARBON
70% NYLON



CLEAVER

S
M/L
L/XL



STALE
COLLECTION



CLEAVER

CLEAVER

S

M/L


L/XL



BLACK



STALE



STALE COLLECTION




D.O.D.

THE WORKING-CLASS HERO



- FULLWRAP IS OUR BOMBPROOF CHASSIS; DESIGNED FOR DURABILITY, MAXIMUM POWER TRANSFER AND STABILITY AT SPEEDS
- ULTRALIGHT ANKLE STRAPS PROVIDE A SUPPORTIVE, PLUSH FEEL, TWEAK-FRIENDLY FLEX AND DAMPEN CHATTER
- PROGRIP TOE STRAPS FEATURE AUXTECH™ AND PROVIDE UNMATCHED HOLD AND LOCKED-IN GRIP

Tried and true versatility and all-mountain performance come standard with the D.O.D. This staple in our line has earned its stripes in the icy parks of Vermont, the steep slopes of Jackson and the bottomless forests of Hokkaido. Chatter absorbing Anti-Shock highback, UltraLight Ankle Straps and ProGrip Toe Straps featuring AuxTech™, the D.O.D. is all about locked in hold and tweakability you only find in a Rome binding.



PLATFORM ////////////////



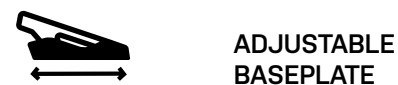


STRAPS ////////////////



RIDING STYLE ////////////////



CUSTOMIZATION ////////////////



MATERIAL ////////////////

ANTISHOCK HIGHBACK:	15% GLASS 85% NYLON
BASEPLATE:	30% GLASS 70% NYLON



D.O.D.
S
M/L
L/XL



D.O.D.

D.O.D.

S

M/L

L/XL



BLACK



WHITE



ORANGE



390 BOSS

TWEAK HAPPY PARTY LAPS



- FULLWRAP IS OUR BOMBPROOF CHASSIS; DESIGNED FOR DURABILITY, MAXIMUM POWER TRANSFER AND STABILITY AT SPEEDS
- PUREFLEX ANKLE STRAPS ARE LIGHTWEIGHT, MEDIUM-FLEXING AND SNUG WITH A MINIMAL FOOTPRINT
- PUREGRIP TOE STRAPS ARE LIGHTWEIGHT, SNUG AND BEYOND DURABLE

This minimalist-styled binding is built to spin parks laps and crank groomers 'til it's two more skip the last. With a foolproof combination of PureFlex Ankle Straps and PureGrip Toe Straps, the 390 Boss is a press-happy monster of freestyle freakery.



PLATFORM ////////////////



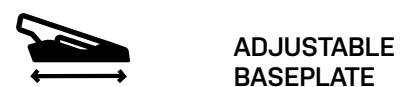

STRAPS ////////////////



RIDING STYLE ////////////////



CUSTOMIZATION ////////////////



MATERIAL ////////////////

HIGHBACK: 100% NYLON

BASEPLATE: 30% GLASS
70% NYLON



390 BOSS

S
M/L
L/XL



390 BOSS

390 BOSS

S

M/L

L/XL



OLIVE



BLACK



BLACK / RED



BRASS



THE NEW ALL-MOUNTAIN VIXEN

- FULLWRAP IS OUR BOMBPROOF CHASSIS; DESIGNED FOR DURABILITY, MAXIMUM POWER TRANSFER AND STABILITY AT SPEEDS
- PUREFLEX ANKLE STRAPS ARE LIGHTWEIGHT, MEDIUM-FLEXING AND SNUG WITH A MINIMAL FOOTPRINT
- PUREGRIP TOE STRAPS ARE LIGHTWEIGHT, SNUG AND BEYOND DURABLE

New for this season, the Brass is a binding designed for women who want lightweight power for all-mountain antics. Built on our FullWrap Platform for powerful responsiveness and complemented by the medium flex and support provided by PureFlex Ankle Straps, the Brass loves full-send situations and highspeed laps.



PLATFORM ////////////////



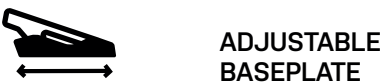

STRAPS ////////////////



RIDING STYLE ////////////////



CUSTOMIZATION ////////////////



MATERIAL ////////////////

HIGHBACK: 100% NYLON

BASEPLATE: 30% GLASS
70% NYLON



BRASS

S
M/L



NEW
NEW
NEW



FULLWRAP

BRASS



BRASS

S

M/L



WHITE



PURPLE

NEW
NEW
NEW



FULLWRAP

SLICE



THE CONFIDENCE BOOSTER

- UNIBODY PLATFORM IS OUR PRICE CONSCIOUS, PROGRESSION-ORIENTED PLATFORM
- PUREFLEX ANKLE STRAPS ARE LIGHTWEIGHT, MEDIUM-FLEXING AND SNUG WITH A MINIMAL FOOTPRINT
- PUREGRIP TOE STRAPS ARE LIGHTWEIGHT, SNUG AND BEYOND DURABLE

The Slice is a beginner friendly binding with a medium flex pattern and plenty of power when you need it. Built to be equally comfortable learning to link turns as it is powering through the trees, the PureFlex Ankle Strap and Unibody platform combine to make an accessible binding that will keep you lapping for multiple seasons.

PLATFORM //////////////////////////////////////////////////////////////////



UNIBODY

STRAPS //////////////////////////////////////////////////////////////////

PUREFLEX
ANKLE STRAPPUREGRIP
TOE STRAP


RIDING STYLE //////////////////////////////////////////////////////////////////



PLAYFUL

PRECISE

CUSTOMIZATION //////////////////////////////////////////////////////////////////



MINIMUM

MAXIMUM

HIGHBACK
ROTATION

MATERIAL //////////////////////////////////////////////////////////////////

HIGHBACK: 100% NYLON

BASEPLATE: 30% GLASS
70% NYLON

SLICE

S

M/L

L/XL



BLACK



UNIBODY

GLADE



PURE PROGRESSION AND POISE

- UNIBODY PLATFORM IS OUR PRICE CONSCIOUS, PROGRESSION-ORIENTED PLATFORM
- PUREFLEX ANKLE STRAPS ARE LIGHTWEIGHT, MEDIUM-FLEXING AND SNUG WITH MINIMAL FOOTPRINT
- PUREGRIP TOE STRAPS ARE LIGHTWEIGHT, SNUG AND BEYOND DURABLE

Designed as a user-friendly binding that helps women advance no matter their ability level, the Glade is an easy riding binding for all. With the combination of the sturdy Unibody platform and soft flexing PureFlex Ankle Straps, the Glade is a foolproof binding that keeps the grins coming all season long.

PLATFORM //////////////////////////////////////////////////////////////////



UNIBODY

STRAPS //////////////////////////////////////////////////////////////////



PUREFLEX
ANKLE STRAP



PUREGRIP
TOE STRAP


RIDING STYLE //////////////////////////////////////////////////////////////////



PLAYFUL

PRECISE

CUSTOMIZATION //////////////////////////////////////////////////////////////////



MINIMUM

MAXIMUM



HIGHBACK
ROTATION

MATERIAL //////////////////////////////////////////////////////////////////

HIGHBACK: 100% NYLON

BASEPLATE: 30% GLASS
70% NYLON



GLADE

S

M/L



GLADE



GLADE

S

M/L



BLACK



WHITE



ACE

Y
YOUTH SPECIFIC

WHO ARE YOU CALLING A GROM?

- PUREFLEX ANKLE STRAPS ARE LIGHTWEIGHT, MEDIUM-FLEXING AND SNUG WITH MINIMAL FOOTPRINT
- PUREGRIP TOE STRAPS ARE LIGHTWEIGHT, SNUG AND BEYOND DURABLE
- HIGHBACK ROTATION ADDS ADJUSTABILITY AND OPTIMIZED COMFORT

All new for this season, the Ace is a binding built for younger riders who have outgrown grom sizing and need a binding that packs all the performance of an adult binding. Featuring our tried and true PureFlex Ankle Straps and a sturdy yet tweakable highback, seated atop the fan favorite AsymWrap platform, the Ace keeps you lapping with style and blasting through whatever the season brings.

PLATFORM //////////////////////////////////////////////////////////////////



ASYMWRAP

STRAPS //////////////////////////////////////////////////////////////////

PUREFLEX
ANKLE STRAPPUREGRIP
TOE STRAP


RIDING STYLE //////////////////////////////////////////////////////////////////



PLAYFUL

PRECISE

CUSTOMIZATION //////////////////////////////////////////////////////////////////



MINIMUM

MAXIMUM

HIGHBACK
ROTATION

MATERIAL //////////////////////////////////////////////////////////////////

HIGHBACK: 100% NYLON

BASEPLATE: 30% GLASS
70% NYLON

BLACK

Y ACE

S

M/L

NEW
NEW
NEW

ASYMWRAP

MINISHRED



PINT SIZED PERFORMANCE

- UNIBODY PLATFORM IS OUR PRICE CONSCIOUS, PROGRESSION-ORIENTED PLATFORM
- THREE ADJUSTABLE HIGHBACK POSITIONS TO SIZE UP WITH GROWING RIDERS
- MINISHRED STRAPS ARE ONE PIECE FOR SIZE XS AND TWO-PIECE FOR SIZE S

The MiniShred binding takes all the Rome know-how about making great bindings and pairs it down for the tiniest of riders. Featuring comfy straps, a sturdy highback, adjustable sizing to grow with riders, and tool-free adjustable strap locations and highback positioning for daily adjustments, the MiniShred will take groms from day 1 to wherever the season takes them.

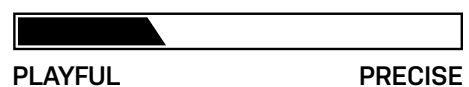
PLATFORM ////////////////




STRAPS ////////////////



RIDING STYLE ////////////////



CUSTOMIZATION ////////////////



MATERIAL ////////////////

HIGHBACK: 100% NYLON

BASEPLATE: POLYCARBONATE

 3 ADJUSTABLE HIGHBACK POSITIONS
Grows With You™
Adjustable Sizing



BLACK



BUILT FOR THE LONG HAUL

We believe snowboard boots should be supportive, smooth flexing, hassle-free instruments of exploration. Our boot line offers multiple lacing options to making finding the perfect boot easier than ever.

21—22

ROOME BOOTS

BOOT TECH



FOCUS BOA

H-SERIES UPPER DIAL
M-SERIES FOREFOOT DIAL

Dual zone lacing where the upper and lower zones overlap at the ankle for maximum adjustability, support and connected-comfort.



HYBRID HEEL LOCK BOA

M-SERIES HEEL LOCK DIAL

Advanced heel hold and ankle support to compliment hybrid lacing systems.



SEQUENCE BOA

H-SERIES TONGUE DIAL

Simultaneous dual zone closure with one dial for even distribution of pressure.



SINGLE DIAL BOA

H-SERIES TONGUE DIAL

Quick adjustments and snug fit thanks to the Coiler™ technology system.



TX3 LACES Designed with slightly more give than wire laces Better for impact and 'true to riding' flex

GRIFLIGHT OUTSOLE WITH VIBRAM

Our most rugged and durable outsole, built for advanced traction and sturdy multiple season support thanks to Vibram Icetrek 2.0 compound.



GRIPFLEX OUTSOLE

A medium to responsive flexing outsole, featuring strategic lugs for traction.



ACEFLEX OUTSOLE

Lightweight, smooth flexing, durable one-piece rubber outsole strategic lugs for traction.



MINISHRED OUTSOLE

One-piece rubber outsole for a softer flex with maximum traction.



ULTRALON FOAM

Ultralon Foam is a space-age material that provides advanced heat mold-ability with unprecedented levels of comfort and fit. Our Ultralon F.I.T. liners use a mixture of two different densities of Ultralon Foam to create a liner that is simultaneously resistant to packing out and insanely comfortable. The inner layer is plush and cozy, so your feet always feel snug. The second layer provides maximum support, heat moldable customization and performance to the boot.



ULTRALON F.I.T. LINER

Our most plush and customizable liner for advanced fit that refuses to pack-out. Built with dual density Ultralon Foam for maximum performance and fit longevity, our SkateCuff 3D molded ankle support system and Ultra Footbeds with dual density foam for targeted heel and arch support.



PRO F.I.T. LINER

Fully heat-moldable for maximum snug fit and dialed in performance. Built with our SkateCuff 3D ankle support system, expandable toe box and Pro Footbeds for support and out-of-the-box comfort.



RAD F.I.T. LINER

Plush and supportive, this fully heat-moldable liner features SkateCuff 3D, an expandable toe box, TriZone lining and Rad Foambeds for comfort.



DURAFIT SHELL

This innovate welded TPU material provides next level waterproofing, abrasion resistance and helps keep the boots overall structure and flex pattern season after season.



INNER SHELL HARNESS

Easy to adjust cinch and pull design, built so riders can quickly tighten the shell and liner together.

LIBERTINE BOA

PREMIUM SUPPORT AND COMFORT

- **ULTRALON F.I.T. LINER PROVIDES PREMIUM FIT, COMFORT AND PACK-OUT RESISTANCE**
- **GRIPFLEX OUTSOLE WITH VIBRAM FOR ADVANCED TRACTION AND STURDY MULTIPLE SEASON SUPPORT**
- **DURAFIT SHELL ADDS ADDITIONAL STRUCTURE, ABRASION RESISTANCE AND FLEX CONSISTENCY**

Built for riders who spend all day in their boots, the Libertine Collection is our most powerful and supportive collection, designed to create the perfect blend of support and lightweight, adjustable comfort. Built with our premium Ultralon F.I.T. Liner, featuring a dual density Ultralon foam for a pack-out resistant fit and all-day comfort, the Libertine Collection also features the slip-free, rugged GripFlex Outsole with Vibram Icetrek 2.0 and our DuraFit Shell for a consistent flex. Durable, dependable and all ways down for another lap.



FLEX



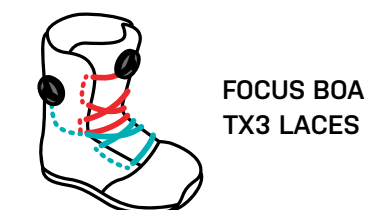
LINER



OUTSOLE



BOA CONFIGURATION



CONSTRUCTION



LIBERTINE HYBRID BOA

US 7-13
EURO 39-48.5

1:1 LAST

PREMIUM SUPPORT AND COMFORT

- **ULTRALON F.I.T. LINER PROVIDES PREMIUM FIT, COMFORT AND PACK-OUT RESISTANCE**
- **GRIPFLEX OUTSOLE WITH VIBRAM FOR ADVANCED TRACTION AND STURDY MULTIPLE SEASON SUPPORT**
- **DURAFIT SHELL ADDS ADDITIONAL STRUCTURE, ABRASION RESISTANCE AND FLEX CONSISTENCY**

Built for riders who spend all day in their boots, the Libertine Collection is our most powerful and supportive collection, designed to create the perfect blend of support and lightweight, adjustable comfort. Built with our premium Ultralon F.I.T. Liner, featuring a dual density Ultralon foam for a pack-out resistant fit and all-day comfort, the Libertine Collection also features the slip-free, rugged GripFlex Outsole with Vibram Icetrek 2.0 and our DuraFit Shell for a consistent flex. Durable, dependable and all ways down for another lap.



FLEX

TWEAKABLE POWERFUL

LINER

Ultralon
FOAM GROUP
ULTRALON F.I.T. LINER

OUTSOLE

GRIPFLEX OUTSOLE WITH VIBRAM

BOA CONFIGURATION

HYBRID HEEL LOCK TX3 LACES

CONSTRUCTION

DURAFIT SHELL

INNER SHELL HARNESS

POWER STRAP

LIBERTINE LACE

PREMIUM SUPPORT AND COMFORT

- **ULTRALON F.I.T. LINER PROVIDES PREMIUM FIT, COMFORT AND PACK-OUT RESISTANCE**
- **GRIPFLEX OUTSOLE WITH VIBRAM FOR ADVANCED TRACTION AND STURDY MULTIPLE SEASON SUPPORT**
- **DURAFIT SHELL ADDS ADDITIONAL STRUCTURE, ABRASION RESISTANCE AND FLEX CONSISTENCY**

Built for riders who spend all day in their boots, the Libertine Collection is our most powerful and supportive collection, designed to create the perfect blend of support and lightweight, adjustable comfort. Built with our premium Ultralon F.I.T. Liner, featuring a dual density Ultralon foam for a pack-out resistant fit and all-day comfort, the Libertine Collection also features the slip-free, rugged GripFlex Outsole with Vibram Ictrek 2.0 and our DuraFit Shell for a consistent flex. Durable, dependable and all ways down for another lap.



FLEX



LINER



OUTSOLE



CONSTRUCTION



DURAFIT SHELL



INNER SHELL HARNESS



POWER STRAP

BODEGA BOA

TWEAK-HAPPY FLEX, RIDE ANYTHING ATTITUDE



- PRO F.I.T. LINER IS A PLUSH, FULLY HEAT MOLDABLE LINER WITH ADDED STRUCTURE OF SKATECUFF 3D ANKLE SUPPORT
- GRIPFLEX OUTSOLE IS A MEDIUM TO RESPONSIVE FLEXING OUTSOLE, FEATURING STRATEGIC LUGS FOR TRACTION
- INNER SHELL HARNESS FOR QUICK TIGHTENING AND CONNECTED-COMFORT BETWEEN THE SHELL AND LINER

The Bodega Collection is our offering for riders who want a softer flexing boot that doesn't skimp on performance. The plush Pro F.I.T. Liner keeps things supportive thanks to the molded SkateCuff 3D in the ankle region but has a focus on smooth-flexing tweakability, thanks to the GripFlex Outsole. With a focus on board feel and pressability, the Bodega Collection is a freestyle-minded offering for riders who want to tweak.



FLEX



LINER



PRO F.I.T. LINER

OUTSOLE



GRIPFLEX OUTSOLE

BOA CONFIGURATION



FOCUS BOA TX3 LACES

CONSTRUCTION



INNER SHELL HARNESS



BLACK



TAN

BODEGA

BOA

US 7-13
EURO 39-48.5



WOMEN'S BODEGA BOA



WOMEN'S BODEGA

BOA WOMEN'S

US 6-10.5
EURO 36-42

TWEAK-HAPPY FLEX, RIDE ANYTHING ATTITUDE



- PRO F.I.T. LINER IS A PLUSH, FULLY HEAT MOLDABLE LINER WITH ADDED STRUCTURE OF SKATECUFF 3D ANKLE SUPPORT
- GRIPFLEX OUTSOLE IS A MEDIUM TO RESPONSIVE FLEXING OUTSOLE, FEATURING STRATEGIC LUGS FOR TRACTION
- INNER SHELL HARNESS FOR QUICK TIGHTENING AND CONNECTED-COMFORT BETWEEN THE SHELL AND LINER

The Bodega Collection is our offering for riders who want a softer flexing boot that doesn't skimp on performance. The plush Pro F.I.T. Liner keeps things supportive thanks to the molded SkateCuff 3D in the ankle region but has a focus on smooth-flexing tweakability, thanks to the GripFlex Outsole. With a focus on board feel and pressability, the Bodega Collection is a freestyle-minded offering for riders who want to tweak.

FLEX ////////////////



LINER ////////////////



PRO F.I.T. LINER

OUTSOLE ////////////////



GRIPFLEX OUTSOLE

BOA CONFIGURATION ////////////////



FOCUS BOA TX3 LACES

CONSTRUCTION ////////////////



INNER SHELL HARNESS



BODEGA HYBRID BOA

TWEAK-HAPPY FLEX, RIDE ANYTHING ATTITUDE



- PRO F.I.T. LINER IS A PLUSH, FULLY HEAT MOLDABLE LINER WITH ADDED STRUCTURE OF SKATECUFF 3D ANKLE SUPPORT
- GRIPFLEX OUTSOLE IS A MEDIUM TO RESPONSIVE FLEXING OUTSOLE, FEATURING STRATEGIC LUGS FOR TRACTION
- INNER SHELL HARNESS FOR QUICK TIGHTENING AND CONNECTED-COMFORT BETWEEN THE SHELL AND LINER

The Bodega Collection is our offering for riders who want a softer flexing boot that doesn't skimp on performance. The plush Pro F.I.T. Liner keeps things supportive thanks to the molded SkateCuff 3D in the ankle region but has a focus on smooth-flexing tweakability, thanks to the GripFlex Outsole. With a focus on board feel and pressability, the Bodega Collection is a freestyle-minded offering for riders who want to tweak.



FLEX



LINER



PRO F.I.T. LINER

OUTSOLE



GRIPFLEX OUTSOLE

BOA CONFIGURATION



HYBRID HEEL LOCK
TX3 LACES

CONSTRUCTION



INNER SHELL HARNESS



BODEGA LACE

TWEAK-HAPPY FLEX, RIDE ANYTHING ATTITUDE



- PRO F.I.T. LINER IS A PLUSH, FULLY HEAT MOLDABLE LINER WITH ADDED STRUCTURE OF SKATECUFF 3D ANKLE SUPPORT
- GRIPFLEX OUTSOLE IS A MEDIUM TO RESPONSIVE FLEXING OUTSOLE, FEATURING STRATEGIC LUGS FOR TRACTION
- INNER SHELL HARNESS FOR QUICK TIGHTENING AND CONNECTED-COMFORT BETWEEN THE SHELL AND LINER

The Bodega Collection is our offering for riders who want a softer flexing boot that doesn't skimp on performance. The plush Pro F.I.T. Liner keeps things supportive thanks to the molded SkateCuff 3D in the ankle region but has a focus on smooth-flexing tweakability, thanks to the GripFlex Outsole. With a focus on board feel and pressability, the Bodega Collection is a freestyle-minded offering for riders who want to tweak.



FLEX



LINER



PRO F.I.T. LINER

OUTSOLE



GRIPFLEX OUTSOLE

CONSTRUCTION



INNER SHELL HARNESS



BODEGA

LACE

US 7-13
EURO 39-48.5



STOMP BOA



STOMP

BOA

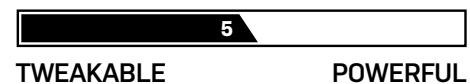
US 7-13
EURO 39-48.5

INSERT FOOT FOR GOOD TIMES

- RAD F.I.T. LINER IS A FULLY HEAT MOLDABLE LINER WITH SKATECUFF 3D FOR SUPPORT
- GRIPFLEX OUTSOLE IS A MEDIUM TO RESPONSIVE FLEXING OUTSOLE, FEATURING STRATEGIC LUGS FOR TRACTION
- SINGLE DIAL BOA WITH COILER™ TECHNOLOGY SYSTEM

Designed to keep you on hill longer and progressing faster, the Stomp Collection is all about lightweight, plush comfort. With our fully heat moldable Rad F.I.T. Liner for out of the box comfort and warmth, and the Sequence BOA system for rapid simultaneous dual zone tightening and even pressure distribution. These smooth flexing boots are built to be the last thing on your mind when you're lapping with the crew.

FLEX



LINER



RAD F.I.T. LINER

OUTSOLE



GRIPFLEX OUTSOLE

BOA CONFIGURATION



SEQUENCE BOA TX3 LACES



WOMEN'S STOMP BOA



WOMEN'S STOMP

BOA WOMEN'S

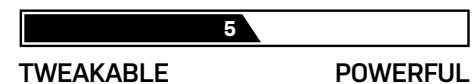
US 6-10.5
EURO 36-42

INSERT FOOT FOR GOOD TIMES

- RAD F.I.T. LINER IS A FULLY HEAT MOLDABLE LINER WITH SKATECUFF 3D FOR SUPPORT
- GRIPFLEX OUTSOLE IS A MEDIUM TO RESPONSIVE FLEXING OUTSOLE, FEATURING STRATEGIC LUGS FOR TRACTION
- SINGLE DIAL BOA WITH COILER™ TECHNOLOGY SYSTEM

Designed to keep you on hill longer and progressing faster, the Stomp Collection is all about lightweight, plush comfort. With our fully heat moldable Rad F.I.T. Liner for out of the box comfort and warmth, and the Sequence BOA system for rapid simultaneous dual zone tightening and even pressure distribution. These smooth flexing boots are built to be the last thing on your mind when you're lapping with the crew.

FLEX



LINER



OUTSOLE



BOA CONFIGURATION



STOMP HYBRID BOA



STOMP

HYBRID
BOA

US 7-13
EURO 39-48.5

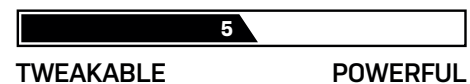
INSERT FOOT FOR GOOD TIMES



- RAD F.I.T. LINER IS A FULLY HEAT MOLDABLE LINER WITH SKATECUFF 3D FOR SUPPORT
- GRIPFLEX OUTSOLE IS A MEDIUM TO RESPONSIVE FLEXING OUTSOLE, FEATURING STRATEGIC LUGS FOR TRACTION
- SINGLE DIAL BOA WITH COILER™ TECHNOLOGY SYSTEM

Designed to keep you on hill longer and progressing faster, the Stomp Collection is all about lightweight, plush comfort. With our fully heat moldable Rad F.I.T. Liner for out of the box comfort and warmth, and the Sequence BOA system for rapid simultaneous dual zone tightening and even pressure distribution. These smooth flexing boots are built to be the last thing on your mind when you're lapping with the crew.

FLEX



LINER



RAD F.I.T.
LINER

OUTSOLE



GRIPFLEX
OUTSOLE

BOA CONFIGURATION



HYBRID
HEEL LOCK
TX3 LACES



ACE BOA BOOT



ACE

BOA

YOUTH

US 5-8

EU 36.5 - 40.5

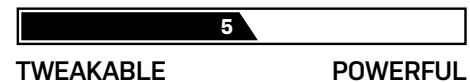
SMOOTH FLEXING SIMPLICITY



- RAD F.I.T. LINER IS A FULLY HEAT MOLDABLE LINER WITH SKATECUFF 3D FOR SUPPORT
- ACEFLEX OUTSOLE IS A LIGHTWEIGHT, SMOOTH FLEXING, ONE-PIECE RUBBER OUTSOLE
- SINGLE DIAL BOA WITH COILER™ TECHNOLOGY SYSTEM

New for this season, the Ace is a youth boot designed to bridge the gap from MiniShred sizing to adult performance. This soft yet supportive boot is backed with our Rad F.I.T. Liner for a heat moldable fit. With the foolproof dialed fit of a single dial BOA system and TX3 Lacing for quick and easy adjustments, the Ace keeps the good times rolling.

FLEX



LINER



RAD F.I.T. LINER

OUTSOLE



ACEFLEX OUTSOLE

BOA CONFIGURATION



SINGLE DIAL TX3 LACES



NEW
NEW
NEW



MINISHRED BOA BOOT



BOA

YOUTH

US 11C - 13C, 1K - 6K

EU 28 - 39


SMALL IN STATURE, BIG ON PERFORMANCE



- LINERLESS CONSTRUCTION FOR A PLUSH FEEL AND SMOOTH FLEX
- ONE-PIECE RUBBER OUTSOLE FOR A SOFTER FLEX WITH MAXIMUM TRACTION

Designed to keep young rippers progressing and on hill longer, the MiniShred is the boot you wish you had when you started riding. With a single dial BOA and our linerless construction, the MiniShred boot keeps things simple without sacrificing comfort or fit.

FLEX ////////////////



TWEAKABLE POWERFUL

OUTSOLE ////////////////



MINISHRED OUTSOLE

BOA CONFIGURATION ////////////////



SINGLE DIAL TX3 LACES

CUSTOMIZATION ////////////////


Grows With You™
 Adjustable Sizing

STACKED FOOTBEDS FOR SIZING ADJUSTMENT



ROWE SOFTGOODS

21—22

BUILT TO CHASE THE STORM

We believe the right mix of accessories is vital to making the most out of the season. We design our softgoods collection to be a mixture of chairlift appointed function and easy lounging après vibes.



FIELD ANORAK

FIELD ANORAK

S - XL

MID-WINTER WARMTH WITH ALL-SEASON STYLE

- DWR COATING TO KEEP YA DRY
- 5000MM WATERPROOF MEMBRANE
- ZIPPERED MESH ARMPIT VENTS TO KEEP THINGS FRESH
- PULL IT OVER YOUR HEAD AND GO SHRED



BLACK / OLIVE



RIDING FLEECE

COZY VIBES ONLY

- FULL ZIP FRONT, ZIPPERED POCKETS AND ZIPPERED PIT VENTS
- DWR COATING ON RIPSTOP SHOULDER & ELBOW PANELS
- CLASSIC FLEECE LOOK AND LOW-PROFILE DESIGN



BLACK / TAN

NEW
NEW
NEW



RIDING SNAP HOODIE

THE CADILLAC OF HOODIES

- DWR COATING ON UPPER RIPSTOP PANEL TO KEEP YA DRY
- 4-WAY STRETCH LINER WITH WATERPROOF LAMINATE FOR WARMTH AND STRETCH-ABILITY
- ZIPPERED MESH ARMPIT VENTS TO KEEP THINGS FRESH



BLACK



BLACK / TAN



RIDING HOODIE

WHO NEEDS A JACKET ANYWAY?

- 4-WAY STRETCH LINER WITH WINDPROOF LAMINATE FOR WARMTH AND STRETCH-ABILITY
- ZIPPERED MESH ARMPIT VENTS TO KEEP THINGS FRESH
- ZIPPERED KANGAROO FRONT POCKET FOR SECURE STORAGE



BLACK



GRAY



BASIC HOODIES

**BASIC
HOODIES**

S - XL

THE UNIFORM

- 100% COTTON FOR COMFORT AND CHILL VIBES
- HOOD FOR YOUR HEAD
- SLEEVES FOR YOUR ARMS



BLACK



GRAY

TEES

TEES

S - XL

LOGO



OLIVE

STARS



BLACK



GRAY

HEADWEAR

TWO-PART FACEMASK



BLACK



GRAY

NECKTUBE



BLACK



GRAY

HEADWEAR

LOGO BEANIE



BLACK



ORANGE

DAD CAP



BLACK

SYNDICATE BEANIE



BLACK



GRAY

5-PANEL CAP



BLACK

HONCHO



**EQUALLY COMFORTABLE IN THE BACKCOUNTRY
OR THE AIRPORT LOUNGE**



- 30L TOTAL CAPACITY
- GOGGLE, WATER BOTTLE, LAPTOP AND ACCESSORY POCKETS
- HIDEAWAY BOARD STRAPS FOR UPHILL TRAVEL

We designed the Honcho for riders who want to run one backpack for travel days, sidecountry exploration or running late to class. With an array of pockets designed to keep your accessories easily accessible in a slim, low-profile design, the Honcho is built with a rugged jacquard polyester fabric, Bioformed EVA shoulder and waist straps for maximum comfort.



CACHE



THE TRIP OF A LIFETIME?
YEAH, BRING THE QUIVER



- 168CM BOARD SIZE CAPACITY, 78L TOTAL CAPACITY
- RUGGED TREADED WHEELS
- TWO LARGE EXTERNAL POCKETS

The Cache is our largest bag, built for extended trips or just bringing everything you need for an awesome weekend. With the maneuverability of treaded wheels, two large external pockets for organization, a removeable inner boot bag and plenty of space for multiple boards, the Cache is also made with a rugged 900D nylon fabric to help withstand all the rigors of life on the road.



ESCORT



**DURABLE, DEPENDABLE AND DOWN TO
STAY ANOTHER WEEK**



- 168CM BOARD SIZE CAPACITY, 62L TOTAL CAPACITY
- RUGGED TREADED WHEELS
- TWO MEDIUM-SIZED EXTERNAL POCKETS

The Escort is a fully padded board bag designed to keep you moving quickly through the airport while keeping your gear safe and organized. With two medium-sized external pockets, multiple board capacity, our hyper-durable 900D nylon fabric design and the smooth rolling treaded wheels, the Escort is one less thing to worry about this season.



NOMAD



WHY NOT STAY ANOTHER WEEK?

- 162CM BOARD SIZE CAPACITY, 47L TOTAL CAPACITY
- SMOOTH ROLLING WHEELS FOR MANEUVERABILITY
- 3D MAIN COMPARTMENT WITH ONE EXTERNAL POCKET
- RUGGED 900D NYLON FABRIC CONSTRUCTION WITH REINFORCED NYLON HANDLE



ROADIE



MULTI-DAY MISSION APPROVED

- 162CM BOARD SIZE CAPACITY, 47L TOTAL CAPACITY
- 3D MAIN COMPARTMENT WITH ONE EXTERNAL POCKET
- RUGGED 900D NYLON FABRIC CONSTRUCTION WITH REINFORCED NYLON HANDLE



SOFTGOODS

FIELD ANORAK



BLACK / OLIVE

RIDING FLEECE

NEW
NEW
NEW



BLACK / TAN

BASIC HOODIES



BLACK



GRAY

TEES



OLIVE



BLACK



GRAY

RIDING SNAP



BLACK



BLACK / TAN

2-PART FACEMASKS



BLACK

GRAY



BLACK

GRAY

NECK TUBES

CAPS



BLACK



BLACK

RIDING HOODIES



BLACK



GRAY

BEANIES



BLACK

ORANGE



BLACK

GRAY

BOA

LIBERTINE BOA



BLACK / BROWN

BODEGA BOA



BLACK



TAN

WOMEN'S BODEGA BOA



BLACK

STOMP BOA



BLACK

WOMEN'S STOMP BOA



BLACK

ACE BOA



BLACK

MINISHRED BOA BOOT



BLACK

HYBRID BOA

LIBERTINE HYBRID BOA



BLACK / BROWN

BODEGA HYBRID BOA



BLACK

STOMP HYBRID BOA



BLACK

LACE

LIBERTINE LACE



BLACK / BROWN

BODEGA LACE



BLACK

ASYMWRAP

BLACK LABEL



BLACK

KATANA



BLACK



BLACK / RED



EMERALD

VICE



BLACK



BLACK / ACID



ARTIFACT

GUILD



BLACK

CRUX



BLACK



ORANGE



BLACK / YELLOW

FLARE



BLACK



TEAL

ACE



BLACK

Y
NEW
NEW
NEW

FULLWRAP

CLEAVER



BLACK



STALE

D.O.D.



BLACK



WHITE



ORANGE

BRASS



WHITE



PURPLE

W
NEW
NEW
NEW

W
NEW
NEW
NEW

390 BOSS



BLACK



OLIVE



BLACK / RED

UNIBODY

SLICE



BLACK

GLADE



BLACK



WHITE

MINISHRED



BLACK

Y

BOARD SPECS

MODEL	OVERALL LENGTH (MM)	EFFECTIVE EDGE (MM)	RUNNING LENGTH (MM)	WAIST WIDTH (MM)	NOSE LENGTH (MM)	TAIL LENGTH (MM)	TAPER (MM)	SIDECUT RADIUS (M)	DEFAULT STANCE (IN / MM)	STANCE RANGE (IN)	STANCE RANGE (MM)	DEFAULT STANCE LOCATION	WEIGHT RANGE (LBS)	WEIGHT RANGE (KG)	MODEL	OVERALL LENGTH (MM)	EFFECTIVE EDGE (MM)	RUNNING LENGTH (MM)	WAIST WIDTH (MM)	NOSE LENGTH (MM)	TAIL LENGTH (MM)	TAPER (MM)	SIDECUT RADIUS (M)	DEFAULT STANCE (IN / MM)	STANCE RANGE (IN)	STANCE RANGE (MM)	DEFAULT STANCE LOCATION	WEIGHT RANGE (LBS)	WEIGHT RANGE (KG)
DIRECTIONAL															TRUE TWIN														
RAVINE SELECT 152	1520mm	1163.2mm	1093.2mm	254.3mm	248.4mm	178.4mm	7.5mm	7.26M	21" / 533mm	19.4" - 24.2"	493 - 613mm	15mm back	110 - 165	50 - 75	STALE MOD 153	1530mm	1192.4mm	1122.4mm	252.4mm	203.8mm	203.8mm	-	7.82M	21" / 533mm	19.4" - 24.2"	493 - 613mm	Centered	115 - 170	52 - 77
RAVINE SELECT 155	1550mm	1190.8mm	1120.8mm	256.0mm	249.6mm	179.6mm	7.5mm	7.44M	21" / 533mm	19.4" - 24.2"	493 - 613mm	15mm back	145 - 210	66 - 95	STALE MOD 156	1560mm	1220.0mm	1150.0mm	254.0mm	205.0mm	205.0mm	-	8.00M	21" / 533mm	19.4" - 24.2"	493 - 613mm	Centered	125 - 185	57 - 84
RAVINE SELECT 158	1580mm	1218.4mm	1148.4mm	257.6mm	250.8mm	180.8mm	7.5mm	7.62M	22" / 559mm	20.4" - 25.2"	519 - 639mm	15mm back	160 - 230+	73 - 104+	STALE MOD 159	1590mm	1247.6mm	1177.6mm	255.7mm	206.2mm	206.2mm	-	8.18M	22" / 559mm	20.4" - 25.2"	519 - 639mm	Centered	135 - 200	61 - 91
RAVINE SELECT 162	1620mm	1255.2mm	1185.2mm	259.8mm	252.4mm	182.4mm	7.5mm	7.86M	22" / 559mm	20.4" - 25.2"	519 - 639mm	15mm back	160 - 230+	73 - 104+	STALE MOD 157W	1570mm	1229.2mm	1159.2mm	264.6mm	205.4mm	205.4mm	-	8.06M	21" / 533mm	19.4" - 24.2"	493 - 613mm	Centered	150 - 200+	68 - 91+
RAVINE SELECT 166	1660mm	1292.0mm	1222.0mm	262.0mm	254.0mm	184.0mm	7.5mm	8.10M	22" / 559mm	20.4" - 25.2"	519 - 639mm	15mm back	160 - 230+	73 - 104+	PARTY MOD 153	1530mm	1192.4mm	1122.4mm	252.4mm	203.8mm	203.8mm	-	7.82M	21" / 533mm	19.4" - 24.2"	493 - 613mm	Centered	115 - 170	52 - 77
RAVINE 152	1520mm	1163.2mm	1093.2mm	254.3mm	248.4mm	178.4mm	7.5mm	7.26M	21" / 533mm	19.4" - 24.2"	493 - 613mm	15mm back	110 - 165	50 - 75	PARTY MOD 156	1560mm	1220.0mm	1150.0mm	254.0mm	205.0mm	205.0mm	-	8.00M	21" / 533mm	19.4" - 24.2"	493 - 613mm	Centered	125 - 185	57 - 84
RAVINE 155	1550mm	1190.8mm	1120.8mm	256.0mm	249.6mm	179.6mm	7.5mm	7.44M	21" / 533mm	19.4" - 24.2"	493 - 613mm	15mm back	145 - 210	66 - 95	PARTY MOD 159	1590mm	1247.6mm	1177.6mm	255.7mm	206.2mm	206.2mm	-	8.18M	22" / 559mm	20.4" - 25.2"	519 - 639mm	Centered	135 - 200	61 - 91
RAVINE 158	1580mm	1218.4mm	1148.4mm	257.6mm	250.8mm	180.8mm	7.5mm	7.62M	22" / 559mm	20.4" - 25.2"	519 - 639mm	15mm back	160 - 230+	73 - 104+	PARTY MOD 157W	1570mm	1229.2mm	1159.2mm	264.6mm	205.4mm	205.4mm	-	8.06M	21" / 533mm	19.4" - 24.2"	493 - 613mm	Centered	150 - 200+	68 - 91+
RAVINE 162	1620mm	1255.2mm	1185.2mm	259.8mm	252.4mm	182.4mm	7.5mm	7.86M	22" / 559mm	20.4" - 25.2"	519 - 639mm	15mm back	160 - 230+	73 - 104+	GANG PLANK 148	1480mm	1126.4mm	1066.4mm	249.6mm	206.8mm	206.8mm	-	7.57M	20" / 508mm	18.4" - 23.2"	468 - 588mm	Centered	100 - 150	45 - 68
RAVINE 166	1660mm	1292.0mm	1222.0mm	262.0mm	254.0mm	184.0mm	7.5mm	8.10M	22" / 559mm	20.4" - 25.2"	519 - 639mm	15mm back	160 - 230+	73 - 104+	GANG PLANK 153	1530mm	1172.4mm	1112.4mm	252.4mm	208.8mm	208.8mm	-	7.87M	21" / 533mm	19.4" - 24.2"	493 - 613mm	Centered	115 - 170	52 - 77
WOMEN'S RAVINE 144	1440mm	1109.6mm	1039.6mm	245.4mm	235.2mm	165.2mm	5.5mm	6.78M	19" / 483mm	17.4" - 22.2"	443 - 563mm	15mm back	70 - 115	31 - 52	GANG PLANK 156W	1560mm	1200.0mm	1140.0mm	254.0mm	210.0mm	210.0mm	-	8.05M	21" / 533mm	19.4" - 24.2"	493 - 613mm	Centered	125 - 185	57 - 84
WOMEN'S RAVINE 147	1470mm	1137.2mm	1067.2mm	247.1mm	236.4mm	166.4mm	5.5mm	6.96M	20" / 508mm	18.4" - 23.2"	468 - 588mm	15mm back	80 - 140	36 - 64	GANG PLANK 148	1480mm	1181.6mm	1121.6mm	262.9mm	209.2mm	209.2mm	-	7.93M	21" / 533mm	19.4" - 24.2"	493 - 613mm	Centered	140 - 200	64 - 91
WOMEN'S RAVINE 150	1500mm	1164.8mm	1094.8mm	248.7mm	237.6mm	167.6mm	5.5mm	7.14M	20" / 508mm	18.4" - 23.2"	468 - 588mm	15mm back	90 - 150	40 - 68	GANG PLANK 157W	1570mm	1209.2mm	1149.2mm	264.6mm	210.4mm	210.4mm	-	8.11M	21" / 533mm	19.4" - 24.2"	493 - 613mm	Centered	150 - 200+	68 - 91+
WOMEN'S RAVINE 153	1530mm	1192.4mm	1122.4mm	250.4mm	238.8mm	168.8mm	5.5mm	7.32M	21" / 533mm	19.4" - 24.2"	493 - 613mm	15mm back	100 - 150+	45 - 68+	AGENT 148	1480mm	1130.0mm	1060.0mm	248.0mm	210.0mm	210.0mm	-	7.48M	20" / 508mm	18.4" - 23.2"	468 - 588mm	Centered	100 - 150	45 - 68
STALEFISH 148	1480mm	1106.4mm	1016.4mm	262.6mm	316.8mm	146.8mm	20mm	7.32 / 6.52M	20" / 508mm	18.4" - 23.2"	468 - 588mm	20mm back	135 - 200	61 - 91	AGENT 151	1510mm	1160.0mm	1090.0mm	250.0mm	210.0mm	210.0mm	-	7.70M	20" / 508mm	18.4" - 23.2"	468 - 588mm	Centered	110 - 165	50 - 75
STALEFISH 153	1530mm	1152.4mm	1082.4mm	265.4mm	318.8mm	148.8mm	20mm	7.62 / 6.82M	21" / 533mm	19.4" - 24.2"	493 - 613mm	20mm back	135 - 200	61 - 91	AGENT 154	1540mm	1190.0mm	1120.0mm	252.0mm	210.0mm	210.0mm	-	7.93M	21" / 533mm	19.4" - 24.2"	493 - 613mm	Centered	115 - 170	52 - 77
STALEFISH 157	1570mm	1189.2mm	1099.2mm	267.6mm	320.4mm	150.4mm	20mm	7.86 / 7.06M	21" / 533mm	19.4" - 24.2"	493 - 613mm	20mm back	140 - 200+	64 - 91+	AGENT 157	1570mm	1220.0mm	1150.0mm	254.0mm	210.0mm	210.0mm	-	8.19M	21" / 533mm	19.4" - 24.2"	493 - 613mm	Centered	130 - 190	59 - 86
SERVICE DOG 148	1480mm	1106.4mm	1016.4mm	262.6mm	316.8mm	146.8mm	20mm	7.32 / 6.52M	20" / 508mm	18.4" - 23.2"	468 - 588mm	20mm back	135 - 200	61 - 91	AGENT 160	1600mm	1250.0mm	1180.0mm	256.0mm	210.0mm	210.0mm	-	8.30M	22" / 559mm	20.4" - 25.2"	519 - 639mm	Centered	150 - 220+	68 - 100+
SERVICE DOG 153	1530mm	1152.4mm	1082.4mm	265.4mm	318.8mm	148.8mm	20mm	7.62 / 6.82M	21" / 533mm	19.4" - 24.2"	493 - 613mm	20mm back	135 - 200	61 - 91	AGENT 155W	1550mm	1200.0mm	1130.0mm	266.0mm	210.0mm	210.0mm	-	7.91M	21" / 533mm	19.4" - 24.2"	493 - 613mm	Centered	150 - 220+	68 - 100+
SERVICE DOG 157	1570mm	1189.2mm	1099.2mm	267.6mm	320.4mm	150.4mm	20mm	7.86 / 7.06M	21" / 533mm	19.4" - 24.2"	493 - 613mm	20mm back	140 - 200+	64 - 91+	AGENT 158W	1580mm	1230.0mm	1160.0mm	268.0mm	210.0mm	210.0mm	-	8.10M	22" / 559mm	20.4" - 25.2"	519 - 639mm	Centered	150 - 220+	68 - 100+
DIRECTIONAL TWIN																													
NATIONAL 149	1490mm	1160.0mm	1090.0mm	250.0mm	210.0mm	190.0mm	-	7.51M	20" / 508mm	18.4" - 23.2"	468 - 588mm	Centered	100 - 150	45 - 68	HEIST 139	1390mm	1040.0mm	970.0mm	245.0mm	210.0mm	210.0mm	-	6.33M	18" / 457mm	16.4" - 21.2"	417 - 537mm	Centered	70 - 115	32 - 52
NATIONAL 152	1520mm	1185.0mm	1115.0mm	252.0mm	215.0mm	190.0mm	-	7.70M	21" / 533mm	19.4" - 24.2"	493 - 613mm	Centered	110 - 165	50 - 75	HEIST 143	1430mm	1080.0mm	1010.0mm	246.0mm	210.0mm	210.0mm	-	6.52M	19" / 483mm	17.4" - 22.2"	443 - 563mm	Centered	80 - 130	36 - 59
NATIONAL 154	1540mm	1195.0mm	1125.0mm	254.0mm	220.0mm	195.0mm	-	7.92M	21" / 533mm	19.4" - 24.2"	493 - 613mm	Centered	115 - 170	52 - 77	HEIST 147	1470mm	1120.0mm	1050.0mm	249.0mm	210.0mm	210.0mm	-	6.70M	20" / 508mm	18.4" - 23.2"	468 - 588mm	Centered	95 - 140	43 - 64
NATIONAL 156	1560mm	1215.0mm	1145.0mm	256.0mm	220.0mm	195.0mm	-	8.12M	21" / 533mm	19.4" - 24.2"	493 - 613mm	Centered	150 - 215+	68 - 98+	HEIST 151	1510mm	1160.0mm	1090.0mm	252.0mm	210.0mm	210.0mm	-	6.89M	20" / 508mm	18.4" - 23.2"	468 - 588mm	Centered	105 - 155+	48 - 70+
NATIONAL 158	1580mm	1235.0mm	1165.0mm	256.0mm	220.0mm	195.0mm	-	8.33M	22" / 559mm	20.4" - 25.2"	519 - 639mm	Centered	150 - 220+	68 - 100+	ARTIFACT 147	1470mm	1117.2mm	1067.2mm	251.8mm	201.4mm	201.4mm	-	7.36M	20" / 508mm	18.4" - 23.2"	468 - 588mm	Centered	95 - 150	43 - 68
NATIONAL 157W	1570mm	1225.0mm	1155.0mm	268.0mm	220.0mm	195.0mm	-	7.95M	21" / 533mm	19.4" - 24.2"	493 - 613mm	Centered	130 - 190	59 - 86	ARTIFACT 150	1500mm	1144.8mm	1094.8mm	263.2mm	202.6mm	202.6mm	-	7.54M	20" / 508mm	18.4" - 23.2"	468 - 588mm	Centered	110 - 165	50 - 75
NATIONAL 162W	1620mm	1275.0mm	1205.0mm	270.0mm	220.0mm	195.0mm	-	8.26M	22" / 559mm	20.4" - 25.2"	519 - 639mm	Centered	150 - 220+	68 - 100+	ARTIFACT 153	1530mm	1172.4mm	1122.4mm	254.9mm	203.8mm	203.8mm	-	7.72M	21" / 533mm	19.4" - 24.2"	493 - 613mm	Centered	120 - 185	54 - 84
STALE CREWZER 151	1510mm	1169.0mm	1099.0mm	251.3mm	213.0mm	198.0mm	-	7.80M	20" / 508mm	18.4" - 23.2"	468 - 588mm	Centered	110 - 165	50 - 75	ARTIFACT 156	1560mm	1200.0mm	1150.0mm	256.5mm	205.0mm	205.0mm	-	7.90M	21" / 533mm	19.4" - 24.2"	493 - 613mm	Centered	135 - 200	61 - 91
STALE CREWZER 154	1540mm	1196.6mm	1126.6mm	252.9mm	214.2mm	199.2mm	-	7.98M	21" / 533mm	19.4" - 24.2"	493 - 613mm	Centered	115 - 170	52 - 77	ARTIFACT 152W	1520mm	1163.2mm	1113.2mm	264.3mm	203.4mm	203.4mm	-	7.66M	21" / 533mm	19.4" - 24.2"	493 - 613mm	Centered	120 - 170+	54 - 77+
STALE CREWZER 156	1560mm	1215.0mm	1145.0mm	254.0mm	215.0mm	200.0mm	-	8.10M	21" / 533mm	19.4" - 24.2"	493 - 613mm	Centered	115 - 170	52 - 77	ARTIFACT 155W	1550mm	1190.8mm	1140.8mm	266.0mm	204.6mm	204.6mm	-	7.84M	21" / 533mm	19.4" - 24.2"	493 - 613mm	Centered	135 - 190+	64 - 86+
STALE CREWZER 158	1580mm	1233.4mm	1163.4mm	255.1mm	215.8mm	200.8mm	-	8.22M	22" / 559mm	20.4" - 25.2"	519 - 639mm	Centered	150 - 215+	68 - 98+	ROYAL 138	1380mm	1024.0mm	964.0mm	240.5mm	208.0mm	208.0mm	-	5.38M	18" / 457mm	16.4" - 21.2"	417 - 537mm	Centered	60 - 100	27 - 45
STALE CREWZER 156W	1560mm	1215.0mm	1145.0mm	264.0mm	215.0mm	200.0mm	-	8.10M																					

BOOT / BINDING SIZE CHART

2021/2022 ROME SDS - YOUTH BOOT TO BINDING SIZE CHART

BOOT	US BOYS	11C	12C	13C	1K	2K	3K	4K	5K	6K	7K	8K	/	/	
	US GIRLS														
	EU	28	30	31	32	33	34	36	37	38	39	40.5	/	/	
	CM	17	18	19	19.5	20.5	21.5	22.5	23.5	24	25	26	/	/	
BINDING	MINISHRED	XS			**										
							SMALL		**	**					
BINDING	ACE***									SMALL		**			
													M/L		

** DEPENDS ON BOOT/BINDING STYLE AND/OR BRAND - SAFEST TO UPSIZE. ROME RECOMMENDS CHECKING THE BOOT TO BINDING FIT WITH AN ADJUSTED BINDING. THIS CHART SERVES AS A GUIDELINE ONLY.

*** ACE BINDING NOT COMPATIBLE WITH MINISHRED BOOTS

2021/2022 ROME SDS - BOOT TO BINDING SIZE CHART

BOOT	US MEN	5	5.5	6	6.5	7	7.5	8	8.5	9	9.5	10	10.5	11	11.5	12	12.5	13	14	
	US WOMEN	6.5	7	7.5	8	8.5	9	9.5	10	10.5	11	11.5	12	12.5	13	13.5	14	14.5	15.5	
	EU	36.5	37	38	38.5	39	40	40.5	41	42	42.5	43	44	44.5	45	45.5	46	47	48.5	
	CM	23	23.5	24	24.5	25	25.5	26	26.5	27	27.5	28	28.5	29	29.5	30	30.5	31	32	
BINDING	ALL MODELS EXCEPT YOUTH	SMALL						**												
										M/L				**						
														L/XL				***		

** DEPENDS ON BOOT/BINDING STYLE AND/OR BRAND - SAFEST TO UPSIZE. ROME RECOMMENDS CHECKING THE BOOT TO BINDING FIT WITH AN ADJUSTED BINDING. THIS CHART SERVES AS A GUIDELINE. AT ROME WE BELIEVE THAT CUSTOMIZATION MATTERS - CENTER YOUR BOOT FOR THE PERFORMANCE AND FEEL THAT SNOWBOARDING DEMANDS.

*** CRUX L/XL BINDING RECOMMENDED FOR SIZE 13-14 US.

DIRECTIONAL



RAVINE SELECT



RAVINE



WOMEN'S RAVINE



STALEFISH

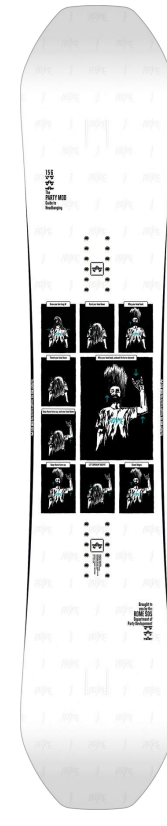


SERVICE DOG

TRUE TWIN



STALE MOD



PARTY MOD



AGENT



GANG PLANK




HEIST

DIRECTIONAL TWIN



NATIONAL



STALE CREWZER



FREAKER



MUSE



WARDEN



ARTIFACT



ROYAL



MECHANIC



SLAPSTICK



MINISHRED

21—22



LOW
PRESSURE
STUDIO



DESIGNED AND PRINTED IN
VERMONT, USA