






Smile!
It's Snowboarding.

There is a cosmic shift occurring. As other brands are beginning to bring 3D shapes to market, our philosophy is legitimized and we are reminded that our efforts have always been to provide snowboarders across the world with a better riding experience.

We at Bataleon have been dedicated to 3D shaping for 17 years. Our 3D shapes with traditional camber and lifted contact points, make snowboarding more enjoyable for all.

Ride Triple Base
Technology.

Ride the future.









Directional



Directional

Fast, fun, and versatile; these boards are the best way to get down the mountain with effortless float, high speed stability and top end performance.



Carver

Live for the edge

Flex 07
Directional tapered outline
3rd Gen. Freeride 3BT™
Dynamic Camber
SideKick™

158



Storm

The mountain is yours

Flex 05
Directional outline
3rd Gen. Freeride 3BT™
Dynamic Camber
Women's Specific
SideKick™

144
148
152
158



Omni

A solid directional ride

Flex 06
Directional tapered outline
3rd Gen. Freeride 3BT™
Dynamic Camber
SideKick™

154
158
160w
162



Surfer Ltd.

Only 125 produced

Flex 04
Swallow outline
3rd Gen. Pow 3BT™
Mellow Camber
SideKick™
Numbered Limited Edition
Custom Neoprene Sleeve

159



Surfer

Surf the white wave

Flex 04
Swallow outline
3rd Gen. Pow 3BT™
Mellow Camber
SideKick™

154
159



The One

When only the best will do

Flex 06
Directional tapered outline
3rd Gen. Freeride 3BT™
Dynamic Camber
SideKick™

154
158
160 wide
162



CT

Mind blowing performance

Flex 04
Directional tapered outline
3rd Gen. Pow 3BT™
Mellow Camber
SideKick™

148
153
158
162



Love Powder

If you like pow you'll love this

Flex 04
Directional tapered outline
3rd Gen. Pow 3BT™
Mellow Camber
Women's Specific
SideKick™

148
153



Party Wave

Short and wide done right

Flex 04
Directional tapered outline
3rd Gen. Freeride 3BT™
Mellow Camber
New Model
SideKick™

148
152
154

Surfer Ltd.

The Surfer's ultra wide 3D nose and deep cut swallowtail offer effortless float on the deepest days. The progressive outline paired with POW 3BT™ guarantee powerful turns and astonishing edge hold. This board is truly beyond belief. Be the envy of the lift line on the Ltd. Only 125 produced and delivered in a custom travel bag.



Sizes



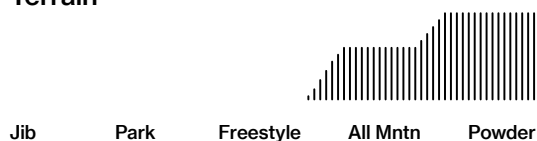
Level



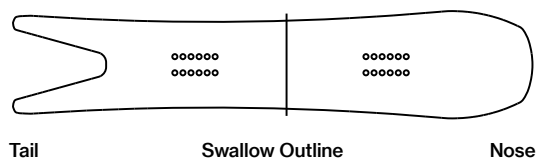
Flex



Terrain



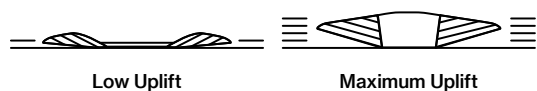
Outline Shape




3D Shape



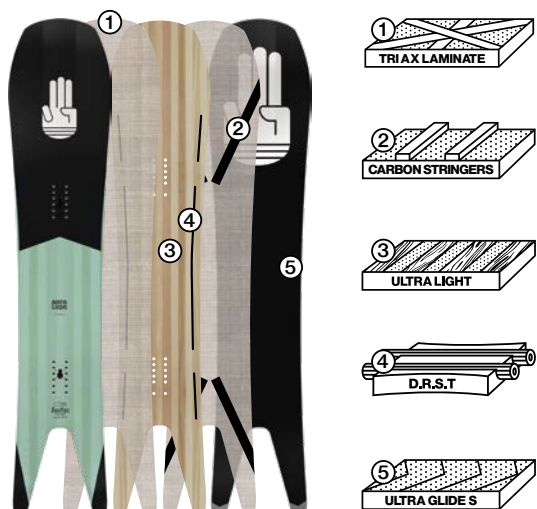
Side Uplift



Camber profile



Features





3BT. (TRIPLE BASE™ TECHNOLOGY)

SIDEKICK

**BATA
LEON**

**BATA
LEON**

7125

Surfer
SURF & BOARD
SINCE 1981

Surfer

The Surfer's ultra wide 3D nose and deep cut swallowtail offer effortless float on the deepest days. The progressive outline paired with POW 3BT™ guarantee powerful turns and astonishing edge hold. This board is truly beyond belief.




Sizes



Level



Flex



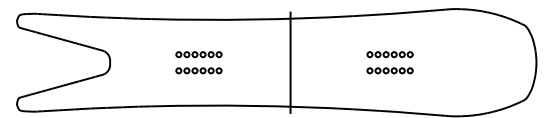
Soft/Playful Medium Stiff/Aggressive

Terrain



Jib Park Freestyle All Mntn Powder

Outline Shape



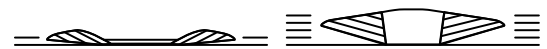
Tail Swallow Outline Nose

3D Shape



Pow 3BT™ + Sidekick™

Side Uplift



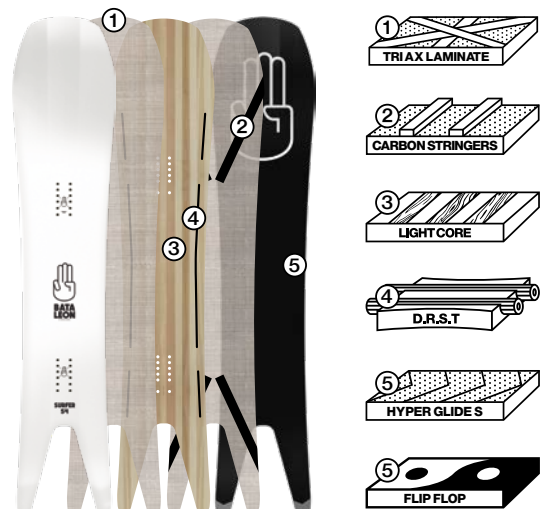
Low Uplift Maximum Uplift

Camber profile



Medium Camber

Features





The One

The One is the best all-mountain board money can buy. It's built with years of 3D design knowledge and assembled with the best materials available. From pow to groomers, this board can handle it all with ease.



Sizes



Level



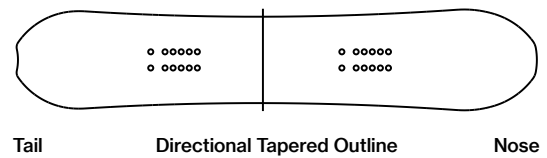
Flex



Terrain



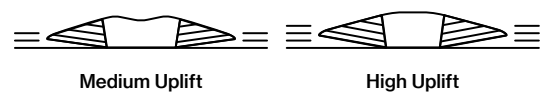
Outline Shape




3D Shape



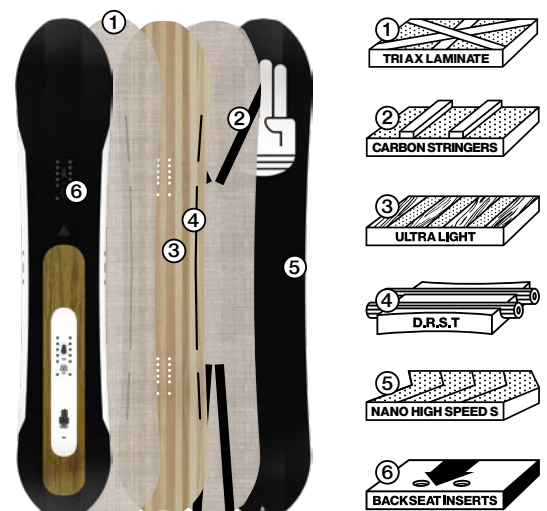
Side Uplift



Camber profile



Features






3BT. (TRIPLE BASE™ TECHNOLOGY)

SIDEKICK

Carver

Utilizing the advantages of 3BT™, we were able to create a wider than average hybrid carving board that is fun to ride in everyday situations. If riding on edge is your passion, the Carver is the board for you.



Sizes



Level



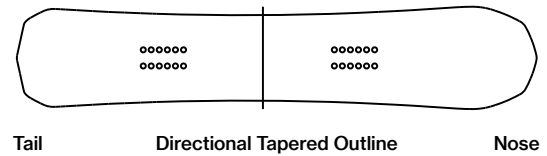
Flex



Terrain



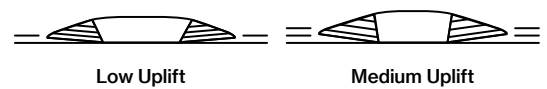
Outline Shape




3D Shape



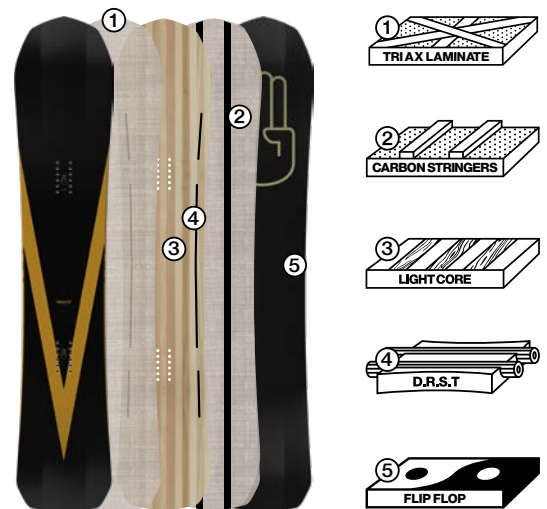
Side Uplift



Camber profile



Features





3BT. (TRIPLE BASE™ TECHNOLOGY)

SIDEKICK

Storm

Introduced last season, the Storm immediately drew praise from the industry's top women. This all-mountain machine is worthy of the most epic conditions and will carry you through any storm.



Sizes



Level



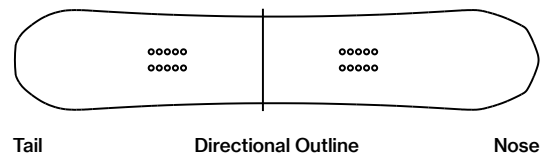
Flex



Terrain



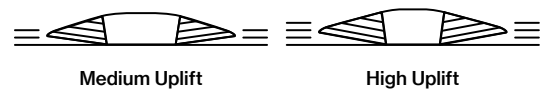
Outline Shape




3D Shape




Side Uplift



Camber profile



Features





Omni

The Omni is a sleek and nimble directional board that can step up when challenged. Equally comfortable on fresh groomers or in deep powder, this board will not disappoint.



Sizes



Level



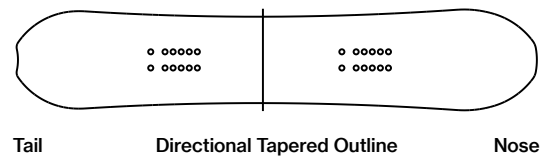
Flex



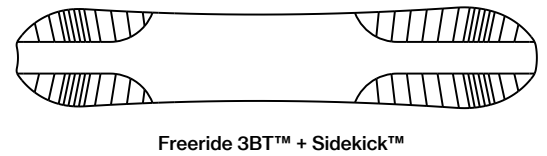
Terrain



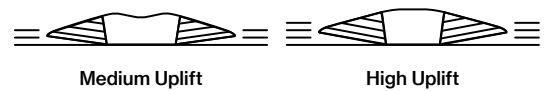
Outline Shape




3D Shape



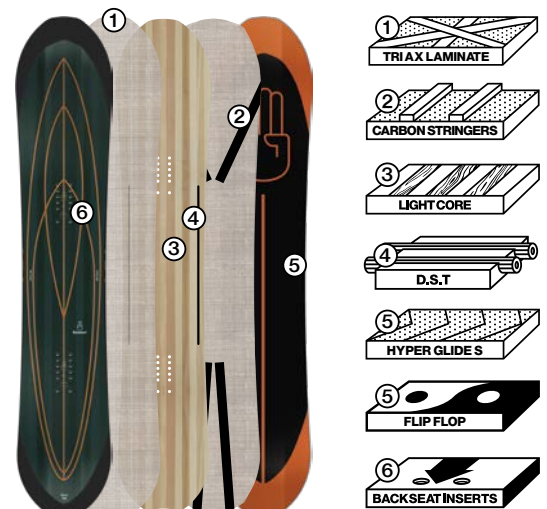
Side Uplift



Camber profile



Features





3BT (TRIPLE BASE™ TECHNOLOGY)

SIDEKICK

CT

The CT carves up groomers just as well as it floats through pow. It's the ultimate proof that our patented 3D base profiles make for more versatile snowboards.



Sizes



Level



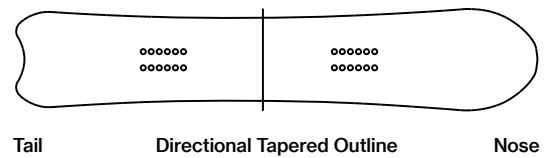
Flex



Terrain



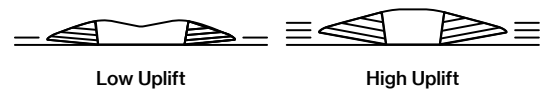
Outline Shape



3D Shape



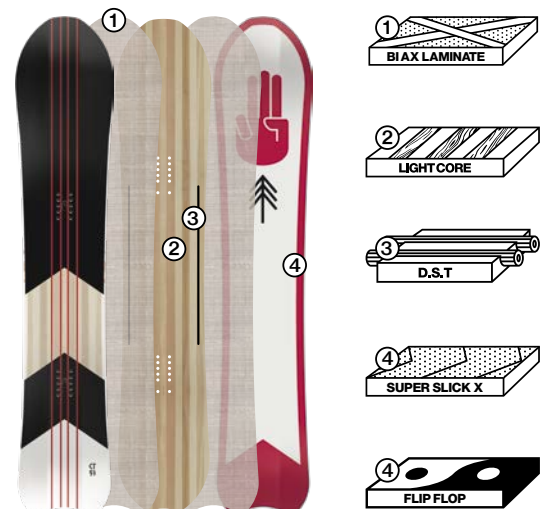
Side Uplift

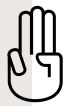


Camber profile



Features





3BT. (TRIPLE BASE™ TECHNOLOGY)

SIDEKICK

Love Powder

The Love Powder is a true bit of magic. Effortless float off piste and superior performance on slopes make this powder board an all-mountain champ.


Sizes



Level



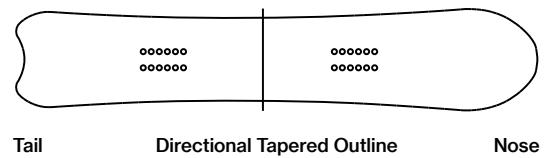
Flex



Terrain



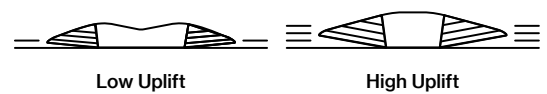
Outline Shape



3D Shape



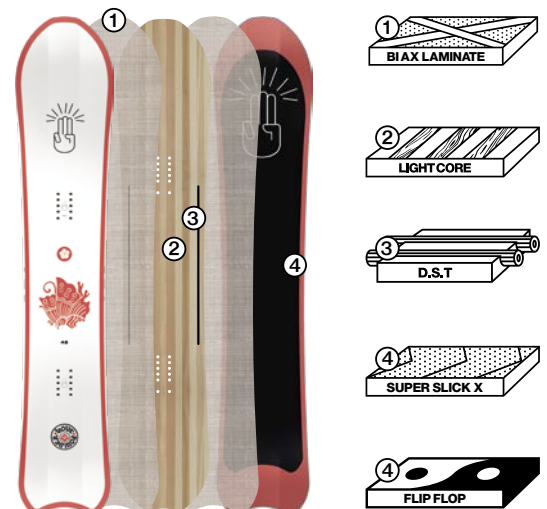
Side Uplift



Camber profile



Features





3BT. (TRIPLE BASE™ TECHNOLOGY)

SIDEKICK

Party Wave

Drop in and hang loose with the crew on the Party Wave, a short, fat shape designed for endless fun on and off piste. Meant to be ridden 5-10 cm shorter than your all-mountain board.

Sizes



Level



Flex



Soft/Playful

Medium

Stiff/Aggressive

Terrain



Jib

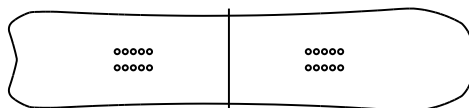
Park

Freestyle

All Mntn

Powder

Outline Shape



Tail

Directional Tapered Outline

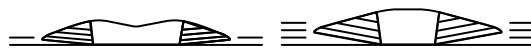
Nose

3D Shape



Freeride 3BT™ + Sidekick™

Side Uplift



Low Uplift



High Uplift

Camber profile



Mellow Camber

Features





3BT. (TRIPLE BASE™ TECHNOLOGY)

SIDEKICK

99% Twin





99% Twin

The 99% Twin boards are Directional twins. These boards have a twin contact shape with an extra centimeter added to the nose for a directional outline; perfectly balanced for all-mountain riding.



Jam

Dominate the session

Flex 07
99% twin outline
3rd Gen. Freestyle 3BT™
Dynamic Camber
SideKick™

153
156

159
161W



Stallion

Super size me

Flex 08
99% twin outline
3rd Gen. Freestyle 3BT™
Dynamic Camber
Wide Model
SideKick™

161 wide
164 wide

167 wide




Goliath

Everyone's favorite snowboard

Flex 06
99% twin outline
3rd Gen. Freestyle 3BT™
Medium Camber
SideKick™

153
156
159

158 wide
161 wide
164 wide



BYNDXMDLS

Vacation Forever

Flex 06
99% twin outline
3rd Gen. Freestyle 3BT™
Medium Camber
SideKick™

153
156

159
158 wide



Push Up

Push it to the next level

Flex 04
 99% twin outline
 3rd Gen. Freestyle 3BT™
 Medium Camber
 Womens Specific
 SideKick™

138	146
140	149
142	152



Whatever

All you'll ever need

Flex 05
 99% twin outline
 3rd Gen. Twin 3BT™
 Medium Camber
 SideKick™

151	159 wide
154	162 wide
157	



Feelbetter

Why feel good, when you can feel better?

Flex 03
 99% Twin outline
 3rd Gen. Freestyle 3BT™
 Mellow Camber
 Women's Specific
 SideKick™

138	146
140	149
143	152



Fun.Kink

The proven purveyor of fun

Flex 04
 99% twin outline
 3rd Gen. Twin 3BT™
 Mellow Camber
 SideKick™

149	157
151	159 wide
154	162 wide



Spirit

Effortless glide

Flex 02
 99% twin outline
 Freestyle 3BT™
 Low Camber
 Women's Specific

138	146
140	149
142	152



Chaser

Chase the stoke

Flex 03
 99% twin outline
 Freestyle 3BT™
 Mellow Camber

149	157
152	159
155	159 wide

Jam

The Jam is the board in your quiver for top level performance. This all-mountain freestyle deck is tuned for experienced riders in search of a high end board to handle it all. The more power you give it, the more it gives back.



Sizes



Level



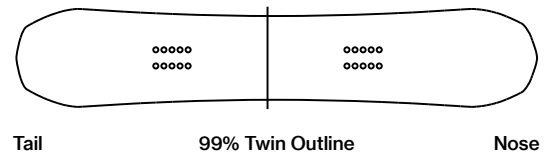
Flex



Terrain



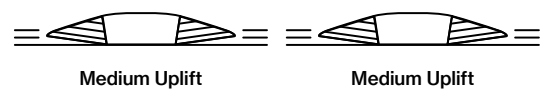
Outline Shape



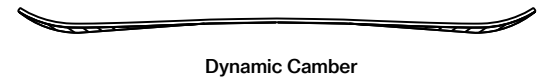
3D Shape



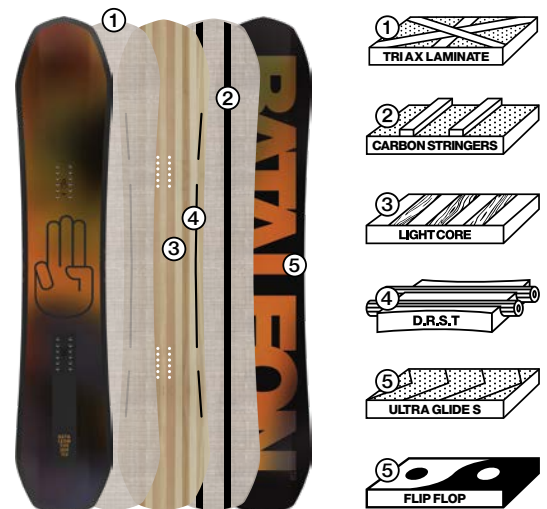
Side Uplift



Camber profile



Features





3BT. (TRIPLE BASE™ TECHNOLOGY)

SIDEKICK

Stallion

The Stallion is wider than average boards to accommodate riders with big feet. We beefed it up to handle larger, more powerful riders while the 3D shaping ensures responsive nimble performance without compromise.



Sizes



Level



Flex



Soft/Playful

Medium

Stiff/Aggressive

Terrain



Jib

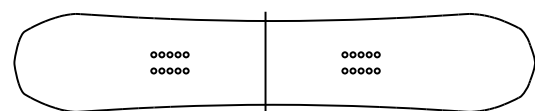
Park

Freestyle

All Mntn

Powder

Outline Shape

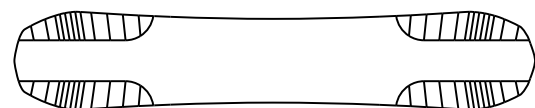


Tail

99% Twin Outline

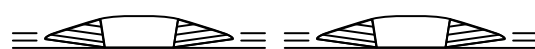
Nose

3D Shape



Freestyle 3BT™ + Sidekick™

Side Uplift



Medium Uplift


Medium Uplift

Camber profile



Dynamic Camber

Features





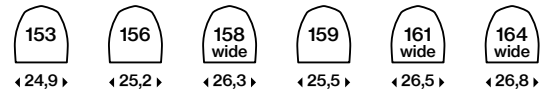
3BT. (TRIPLE BASE™ TECHNOLOGY)

SIDEKICK

Goliath

A fan favorite, the Goliath combines power, precision, and agility into a freestyle, all-mountain shape that will keep you happy regardless of the conditions.

Sizes



Level



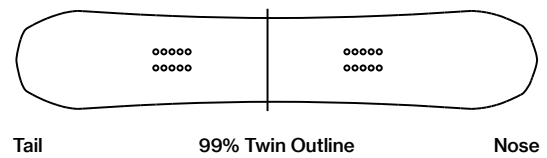
Flex



Terrain



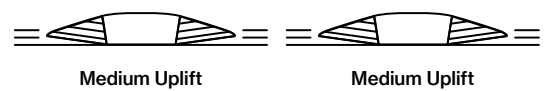
Outline Shape



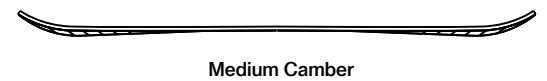
3D Shape



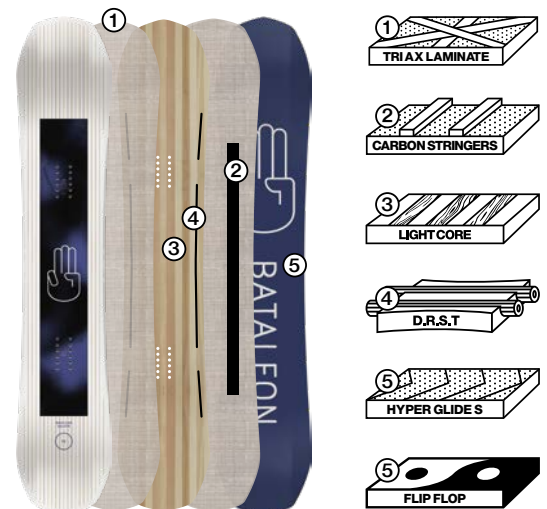
Side Uplift

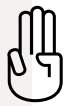


Camber profile



Features




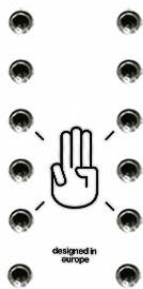


3BT. (TRIPLE BASE™ TECHNOLOGY)

SIDEKICK

BYNDxMDLS

Bataleon team rider Tor Lundström and best friend Kevin Bäckström's award winning web series, Beyond Medals, has evolved over the years into a full fledged crew and street wear label. This special edition Goliath is done in the same fashion forward aesthetic as their apparel line.



Sizes



Level



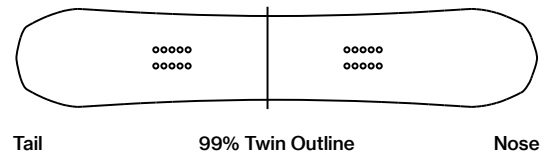
Flex



Terrain



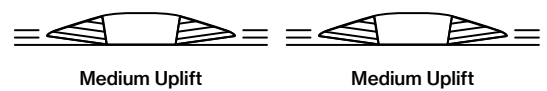
Outline Shape



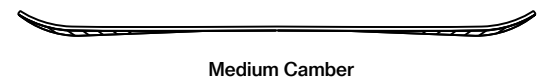
3D Shape



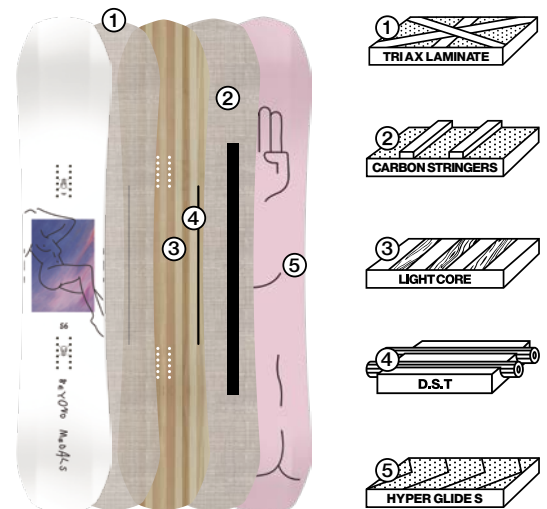
Side Uplift



Camber profile



Features





3BT. (TRIPLE BASE™ TECHNOLOGY)

SIDEKICK



3BT (TRIPLE BASE™ TECHNOLOGY)

SIDEKICK

Whatever

The name says it all. The Whatever is an all around freestyle board that does everything, and does it well. Whatever the terrain, whatever the conditions, the Whatever takes it in stride.

Sizes



Level



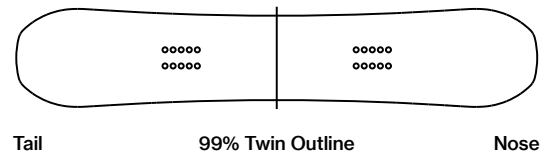
Flex



Terrain



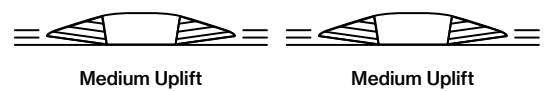
Outline Shape



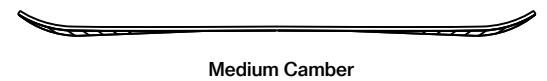
3D Shape



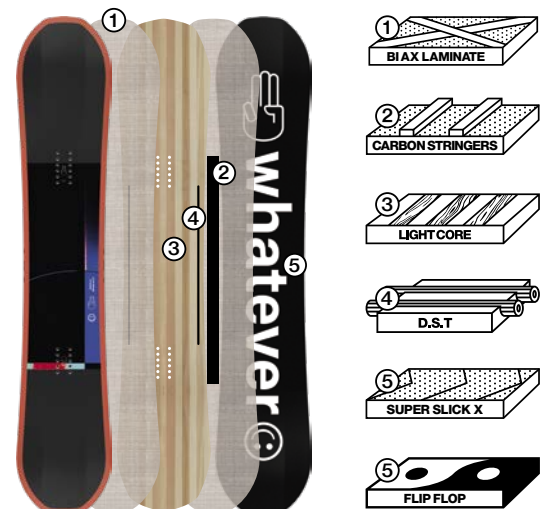
Side Uplift




Camber profile



Features





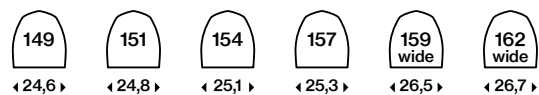
3BT. (TRIPLE BASE™ TECHNOLOGY)

SIDEKICK

Fun.Kink

Described by some as the funnest ride on earth, the Fun.Kink is built to transition from park laps to all-mountain cruising with ease. It's perfectly suited for beginners and experts alike.

Sizes



Level



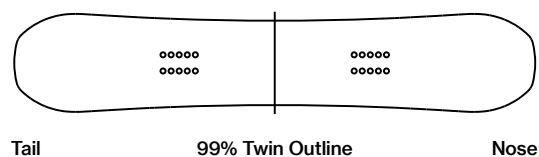
Flex



Terrain



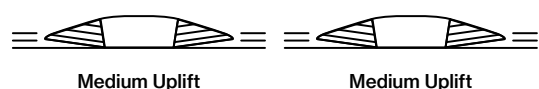
Outline Shape



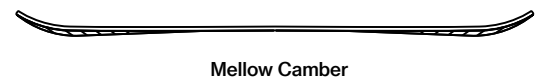
3D Shape




Side Uplift



Camber profile



Features





3BT. (TRIPLE BASE™ TECHNOLOGY)

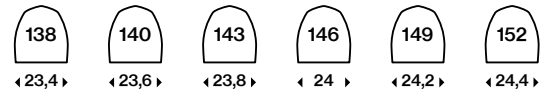
SIDEKICK

Feelbetter

This soft and forgiving board is designed for riders looking to progress with confidence. The 3D shaping will make edge catches a thing of the past allowing you to focus on riding. Why feel good, when you can feel better!



Sizes



Level



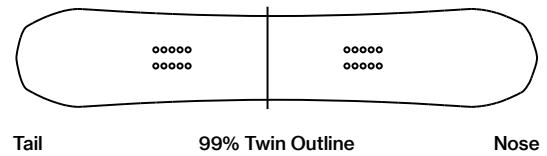
Flex



Terrain



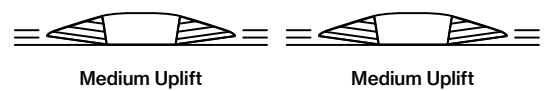
Outline Shape



3D Shape



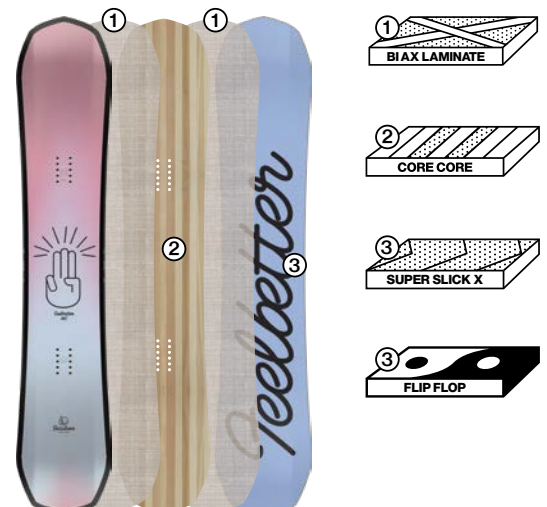
Side Uplift



Camber profile



Features





3BT. (TRIPLE BASE™ TECHNOLOGY)

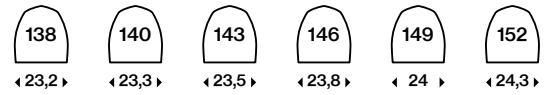
SIDEKICK

Spirit

New last season, the Spirit is built to inspire courage in riders and foster progression. The soft flex and 3D shaping guarantee high spirits no matter what your riding level. Available as a set with matching Switchback Bindings™ at select retailers.



Sizes



Level



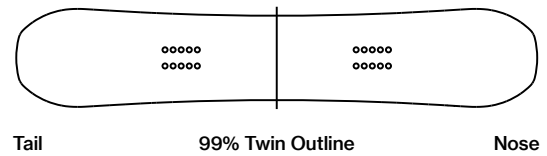
Flex



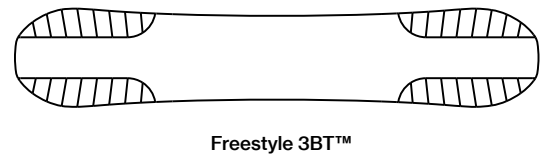
Terrain



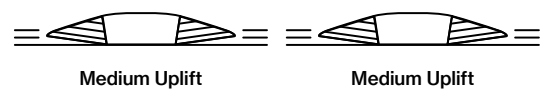
Outline Shape



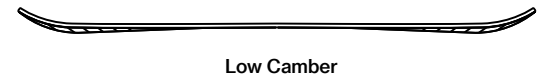
3D Shape



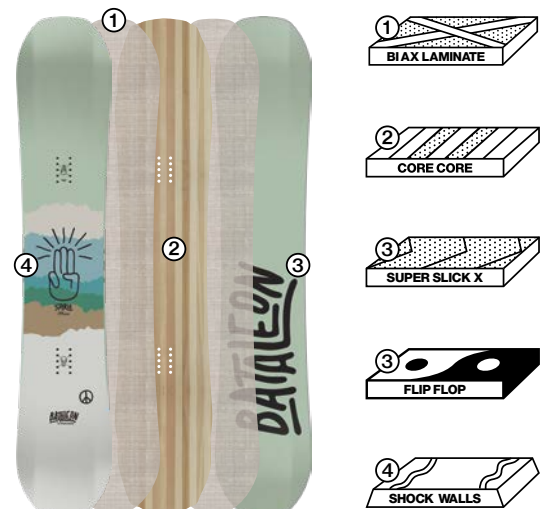
Side Uplift



Camber profile



Features



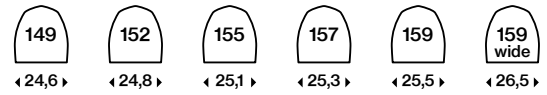


3BT (TRIPLE BASE™ TECHNOLOGY)

Chaser

Chase the dream with the Bataleon Chaser. This mid flex board with 3D shaping is ready to take your all-mountain riding to new heights. Available as a set with matching Switchback Bindings™ at select retailers.

Sizes



Level



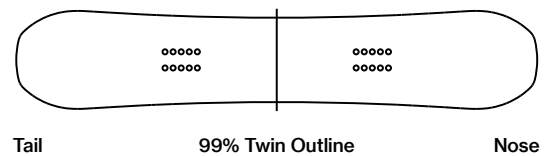
Flex



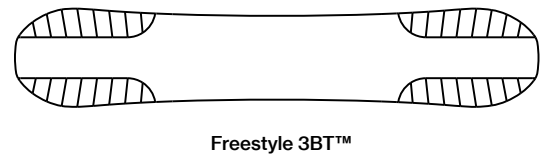
Terrain



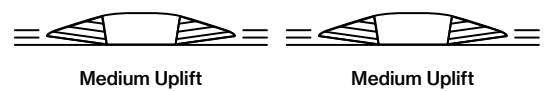
Outline Shape



3D Shape



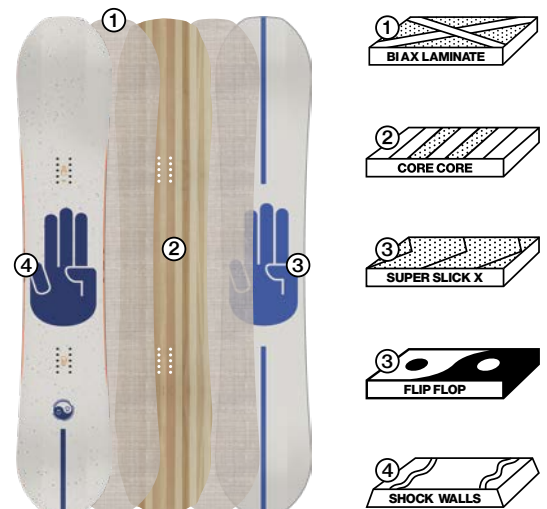
Side Uplift




Camber profile



Features





3BT (TRIPLE BASE™ TECHNOLOGY)

Twin





Tobias launching off a pole jam on the G.W. Photo: Cyril Müller

Twin

The most versatile jib, park, freestyle and pow boards you'll ever ride. 100% twin for equal fun and performance both ways.



Boss

Be the boss

Flex 05
Twin outline
3rd Gen. Twin 3BT™
Dynamic Camber
SideKick™

154
156 wide
157

159
159 wide



Magic Carpet

Take a magic carpet ride

Flex 05
Twin outline
3rd Gen. Twin Pow 3BT™
Low Camber
SideKick™

151
154

156
159



Global Warmer

Heat up the park

Flex 03
Twin outline
3rd Gen. Jib 3BT™
Mellow Camber
SideKick™

148
151
153 wide
154

156 wide
157
159



She W

Unmatched park prowess

Flex 03
Twin outline
3rd Gen. Twin 3BT™
Mellow Camber
Women's Specific
SideKick™

140
143

146
149



Evil Twin

The legend continues

Flex 05
Twin outline
3rd Gen. Twin 3BT™
Medium Camber
SideKick™

149	157
151	159
154	159 wide
156 wide	



Wallie

Find a new line

Flex 03
Twin outline
3rd Gen. Jib 3BT™
Low Camber
Wallie Tips™
SideKick™

148	154 wide
151	156
154	



Distortia

Slay the park

Flex 04
Twin outline
3rd Gen. Twin 3BT™
Mellow Camber
Women's Specific
SideKick™

140	149
143	152
146	



Disaster

Shred and destroy

Flex 02
Twin outline
3rd Gen. Jib 3BT™
Low Camber
SideKick™

144	154
148	156 wide
151	157
153 wide	



Blow

Blow the lid off the park

Flex 02
Twin outline
Twin 3BT™
Low Camber

138	151
142	153
145	154 wide
148	155



Minishred


Don't let your kids ride flat

Flex 01
Twin outline
Twin 3BT™
Low Camber

100	120
110	130

Boss

Built with the highest grade materials, the Boss makes no compromises when it comes to your park pursuits. The bigger the lines, jumps or terrain the better it gets.



Sizes



Level



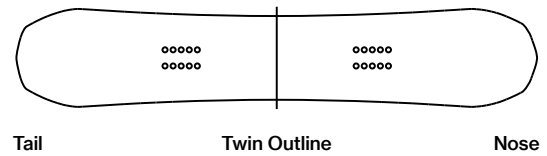
Flex



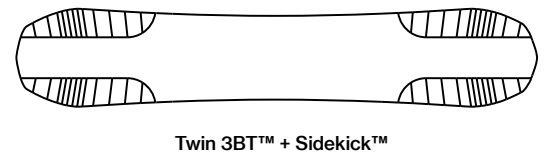
Terrain



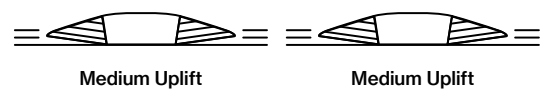
Outline Shape



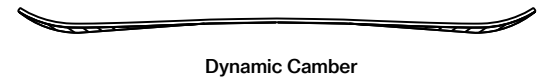
3D Shape



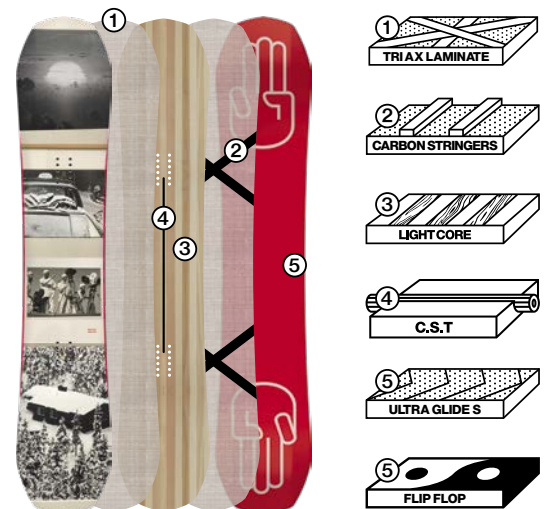
Side Uplift



Camber profile



Features





3BT. (TRIPLE BASE™ TECHNOLOGY)

SIDEKICK

Magic Carpet

With its huge matching 3D nose and tail, the Magic Carpet is the ultimate resort powder board. Going switch in powder has never been this fun. Ransack the sidecountry and send it on side hits.



Sizes



Level



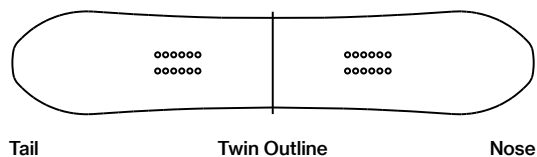
Flex



Terrain



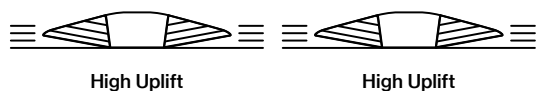
Outline Shape



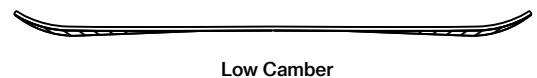
3D Shape



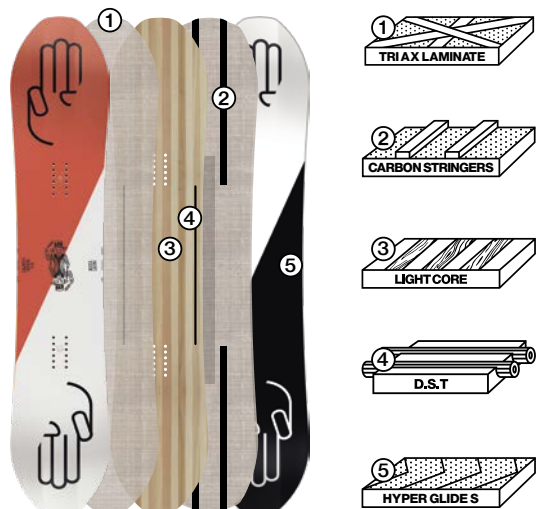
Side Uplift



Camber profile



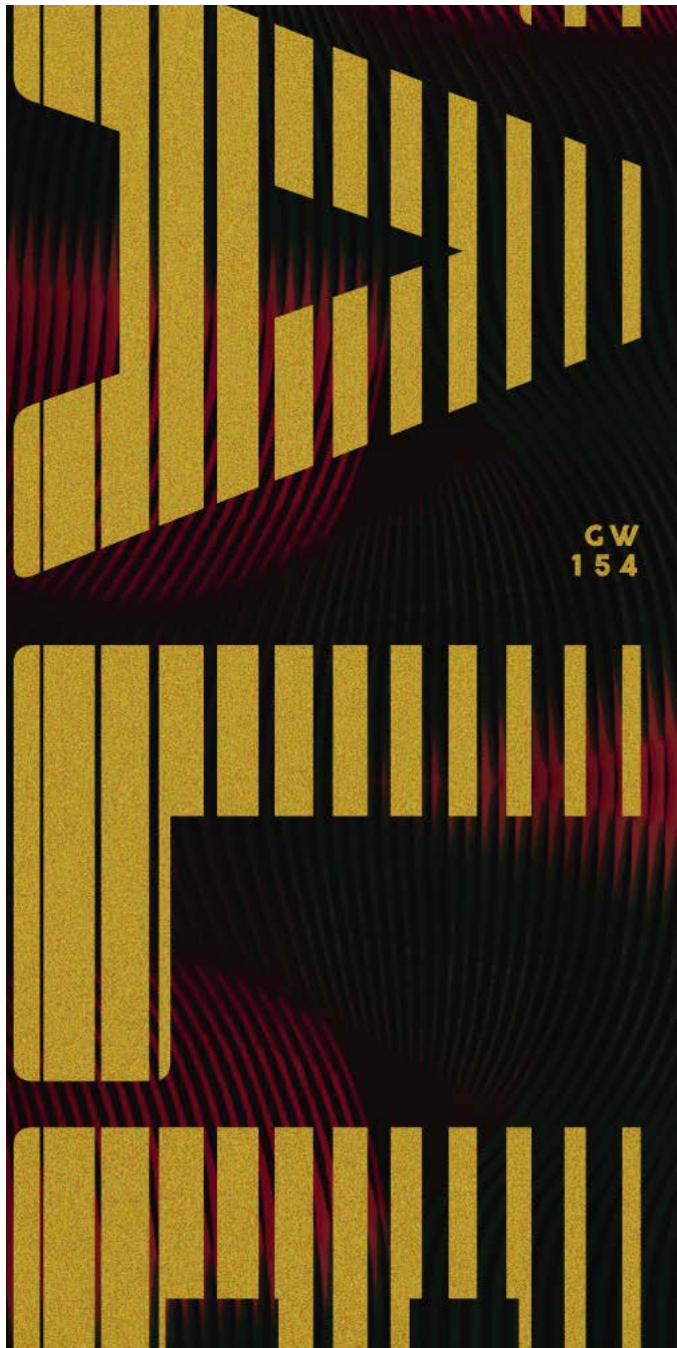
Features



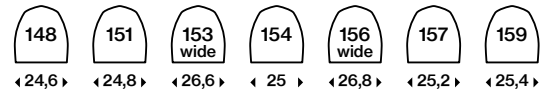


Global Warmer

The Global Warmer is a high end twin board, fine tuned for park riding. With a soft flex, reinforced for stability, it can be ridden in the jib line or on the big kickers, making it one of the most functional jib boards out there.



Sizes



Level



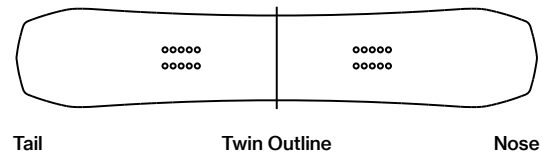
Flex



Terrain



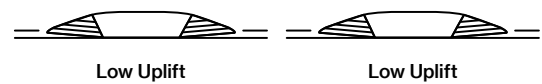
Outline Shape



3D Shape



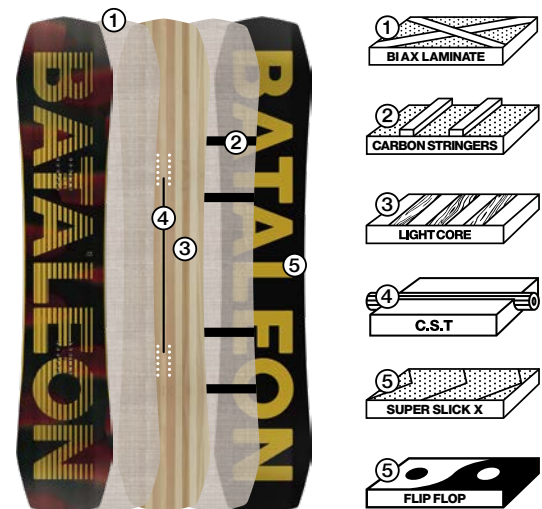
Side Uplift



Camber profile



Features





3BT. (TRIPLE BASE™ TECHNOLOGY)

SIDEKICK

She W

Taking its cues from the popular Global Warmer, the She W is a high end park board, built for riders that demand the very best from their gear. It's soft yet stable flex will give you all the support you need.



Sizes



Level



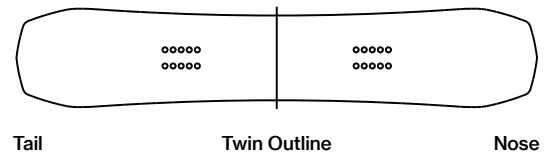
Flex



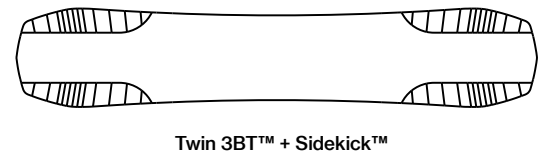
Terrain



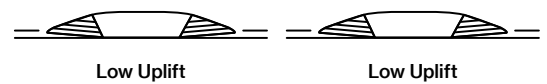
Outline Shape



3D Shape



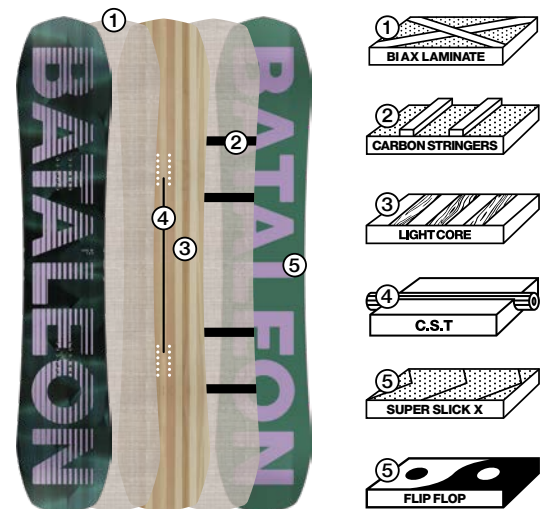
Side Uplift



Camber profile



Features





SHE W
T49



3BT (TRIPLE BASE™
TECHNOLOGY)

SIDEKICK

Evil Twin

There is no freestyle park board more versatile than the award winning Evil Twin. This legendary board has been a staple in our line since day one and should be your go to snowboard for freestyle riding.



Sizes



Level



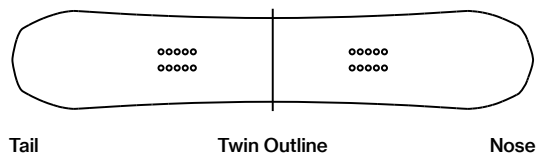
Flex



Terrain



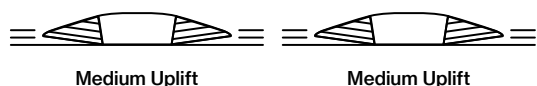
Outline Shape




3D Shape



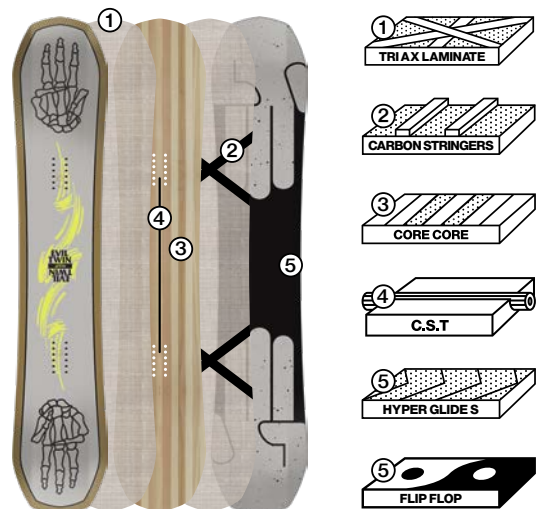
Side Uplift




Camber profile



Features





3BT. (TRIPLE BASE™ TECHNOLOGY)

SIDEKICK

Wallie

A fresh and innovative shape for jibbing and park riding, the Bataleon Wallie will open up a new world of possibilities with its skate inspired Wallie Tips™. It's a team favorite that secured its place as an instant classic in the line.

The photography featured was shot by long time Bataleon collaborators PETROVSKY AND RAMONE.

Sizes



Level



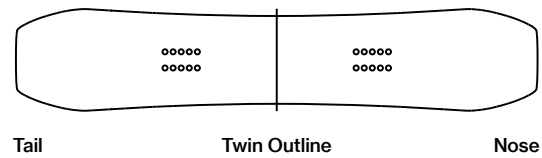
Flex



Terrain



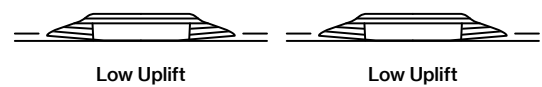
Outline Shape



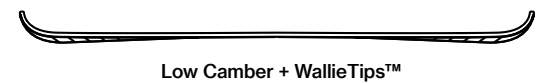
3D Shape



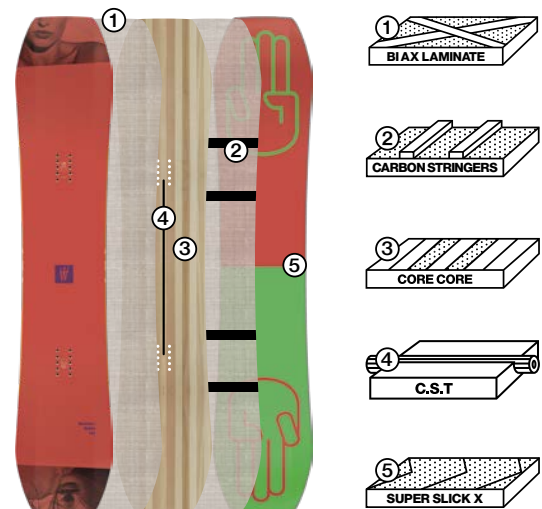
Side Uplift




Camber profile



Features





Distortia

The Distortia is built for riders who view the mountain with a freestyle eye. The 3D profile paired with a medium flex make this the perfect board for park laps, butters and all-mountain cruising.

Sizes



Level



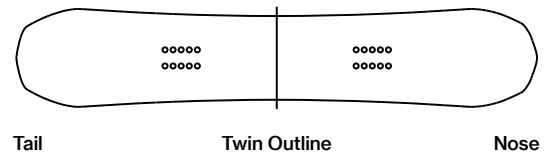
Flex



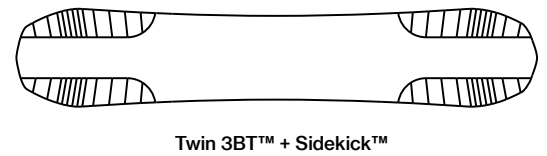
Terrain



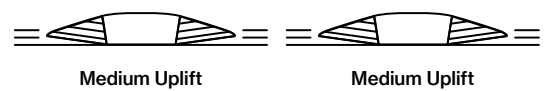
Outline Shape



3D Shape



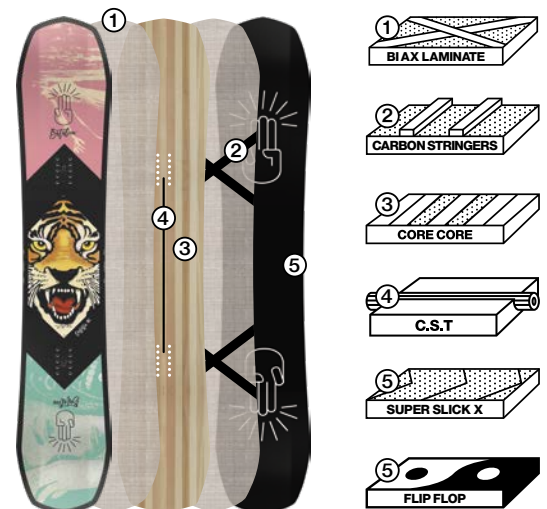
Side Uplift



Camber profile



Features





3BT (TRIPLE BASE TECHNOLOGY)

SIDEKICK

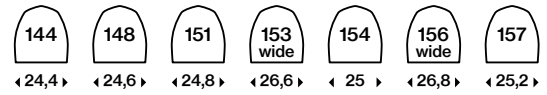
Disaster

Building on years of jib dominance, the Disaster is ready to demolish the park like nobody's business. It's soft flex, low camber and subtle 3D profile is the perfect mix for all types of trouble.

Base typeface by Aaron Schwartz



Sizes



Level



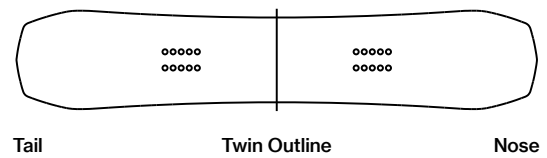
Flex



Terrain



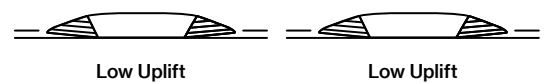
Outline Shape



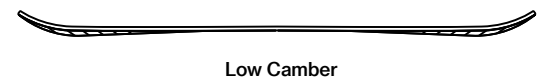
3D Shape



Side Uplift

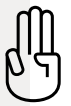


Camber profile



Features





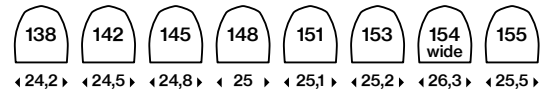
3BT. (TRIPLE BASE™ TECHNOLOGY)

SIDEKICK

Blow

The Blow is a no-nonsense park and jib board. Jump on, and let this board blow you away. Available as a set with matching Switchback Bindings™ at select retailers.

Sizes



Level



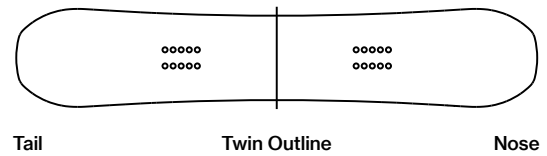
Flex



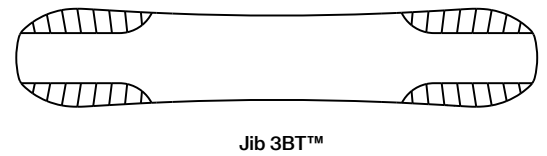
Terrain



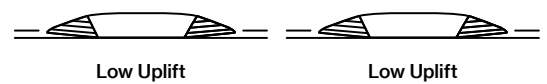
Outline Shape



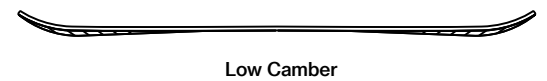
3D Shape




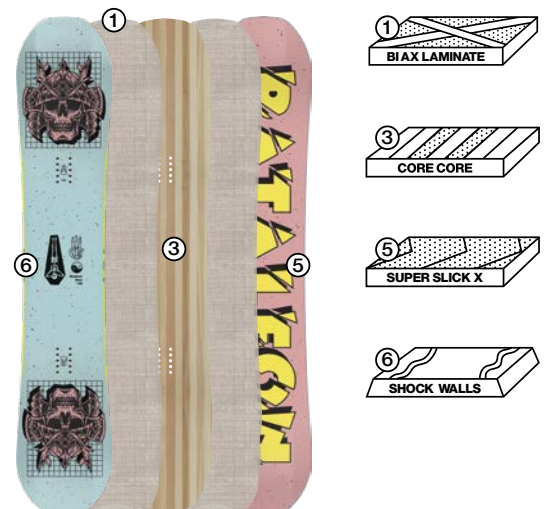
Side Uplift



Camber profile



Features





3BT. (TRIPLE BASE™ TECHNOLOGY)

Minishred

We build the Minishred the same way we build all our boards; with a tip to tail wood core. The forgiving advantages of 3BT™ will help young riders progress faster thanks to catch free edges, while also giving them the ability to learn carving at low speeds. You'll be cruising the hill with your little ones in no time!



Sizes



Level



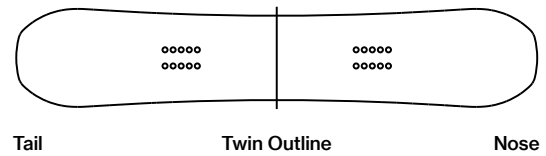
Flex



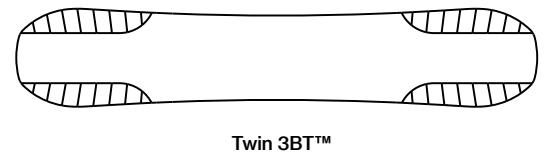
Terrain



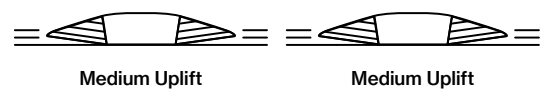
Outline Shape



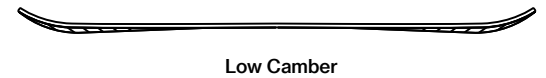
3D Shape



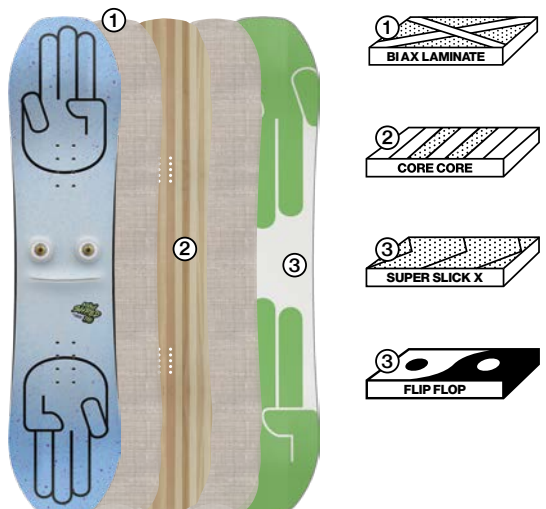
Side Uplift



Camber profile



Features





3BT. (TRIPLE BASE™ TECHNOLOGY)



Ethan Morgan getting ready with the Boss. Photo: Tom Gan-Or








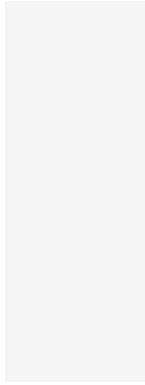


MODEL NAME	LENGTH (CM)	CONTACT LENGTH (CM)	EFFECTIVE EDGE (CM)	WAIST WIDTH (CM)	TIP/TAIL WIDTH (CM)	SIDECUT RADIUS (M)	SETBACK (CM)	INSERTS	MIN-MAX STANCE (CM)
PUSH UP	138	99,8	102,8	23,4	27	7,2	0	24	44-56
	140	102,4	105,4	23,6	27,3	7,3	0	24	45-57
	143	105	108	23,8	27,6	7,4	0	24	46-58
	146	107,6	110,6	24	28	7,5	0	24	47-59
	149	110,2	113,2	24,2	28,3	7,6	0	24	48-60
	152	112,8	115,8	24,4	28,6	7,7	0	24	49-61
FEELBETTER	138	99,8	102,8	23,4	27	7,2	0	20	44-52
	140	102,4	105,4	23,6	27,3	7,3	0	20	45-53
	143	105	108	23,8	27,6	7,4	0	20	46-54
	146	107,6	110,6	24	28	7,5	0	20	47-55
	149	110,2	113,2	24,2	28,3	7,6	0	20	48-56
	152	112,8	115,8	24,4	28,6	7,7	0	20	49-57
BOSS	154	112,5	117,5	25	29	7,9	0	24	50,5-62,5
	157	114,7	119,7	25,4	29,5	8,1	0	24	51-63
	156W	114,2	119,2	26,4	30,5	7,9	0	24	51-63
	159	116,7	121,7	25,6	29,9	8,2	0	24	51,5-63,5
	159W	116,7	121,7	26,6	30,8	8,2	0	24	51,5-63,5
GLOBAL WARMER	148	109,3	111,3	24,6	28,4	7,5	0	24	50,5-62,5
	151	111,9	113,9	24,8	28,7	7,6	0	24	51-63
	153W	114	116	26,6	30,6	7,7	0	24	51,5-63,5
	154	114,5	116,5	25	29	7,7	0	24	51,5-63,5
	156W	116,6	118,6	26,8	30,9	7,8	0	24	52-64
	157	117,1	119,1	25,2	29,4	7,8	0	24	52-64
	159	119,7	121,7	25,4	29,7	7,9	0	24	52,5-64,5
EVIL TWIN	149	109,6	114,6	24,2	28,1	7,7	0	24	49,5-61,5
	151	110,3	115,3	24,6	28,6	7,8	0	24	50-62
	154	112,5	117,5	25	29	7,9	0	24	50,5-62,5
	156W	114,2	119,2	26,4	30,5	7,9	0	24	51-63
	157	114,7	119,7	25,3	29,5	8,1	0	24	51-63
	159	116,7	121,7	25,6	29,9	8,2	0	24	51,5-63,5
	159W	116,7	121,7	26,6	30,8	8,2	0	24	51,5-63,5
JAPAN EDITION	151	114,3	116,3	24,8	28,9	7,6	0	24	49,5-61,5
	154	116,7	118,7	25,1	29,3	7,8	0	24	50,5-62,5
	157	118,3	120,3	25,3	29,6	7,9	0	24	51-63
WALLIE	148	106,7	109,7	25	28,8	7,6	0	20	51-59
	151	108,8	111,8	25,1	29,1	7,6	0	20	52-60
	154	111	114	25,3	29,3	7,7	0	20	53-61
	154W	111	114	26,4	30,3	8,0	0	20	53,5-61,5
	156	112	115	25,5	29,6	7,8	0	20	54-62
SHE W	140	105,2	108,2	23,3	27,1	7,2	0	24	47-59
	143	107,6	110,6	23,6	27,4	7,4	0	24	48-60
	146	110	113	23,9	27,9	7,5	0	24	49-61
	149	112,4	115,4	24,2	28,2	7,7	0	24	50-62
DISTORTIA	140	105,2	108,2	23,3	27,1	7,2	0	20	49-57
	143	107,6	110,6	23,6	27,4	7,4	0	20	50-58
	146	110	113	23,9	27,9	7,5	0	20	51-59
	149	112,4	115,4	24,2	28,2	7,7	0	20	52-60
	152	114,8	117,8	24,5	28,7	7,8	0	20	53-61
DISASTER	144	106,7	108,7	24,4	28	7,4	0	20	50-58
	148	109,3	111,3	24,6	28,4	7,5	0	20	52,5-60,5
	151	111,9	113,9	24,8	28,7	7,6	0	20	53-61
	153W	114	116	26,6	30,6	7,7	0	20	54,5-62,5
	154	114,5	116,5	25	29	7,7	0	20	54,5-62,5
	156W	116,6	118,6	26,8	30,9	7,8	0	20	55-63
	157	117,1	119,1	25,2	29,4	7,8	0	20	55-63
BLOW	138	103,9	105,9	24	27,8	7,1	0	20	43-59
	142	107,9	109,9	24,5	28,5	7,2	0	20	44-60
	145	110,4	112,4	24,8	28,5	7,3	0	20	50-58
	148	114,4	116,4	25	29	7,4	0	20	52,5-60,5
	151	116,9	118,9	25	29,1	7,5	0	20	53-61
	153	118,5	120,5	25,2	29,3	7,5	0	20	54,5-62,5
	154W	119,3	121,3	26,3	30,5	7,6	0	20	54,5-62,5
	155	120,5	122,5	25,5	29,7	7,7	0	20	54,5-62,5
MINISHRED	100	66,4	66,4	21	23,2	4,7	0	4X4X8	30-64
	110	76,4	76,4	21,9	24,6	5,0	0	4X4X8	30-64
	120	86,4	86,4	22,6	25,7	5,6	0	4X4X8	34-50
	130	96,4	96,4	23,3	26,9	6,2	0	4X4X8	36-52

Directional






Surfer Ltd.

Flex 04
Swallow outline
3rd Gen. Pow 3BT™
Mellow Camber
SideKick™
Numbered Limited Edition






Surfer

Flex 04
Swallow outline
3rd Gen. Pow 3BT™
Mellow Camber
SideKick™








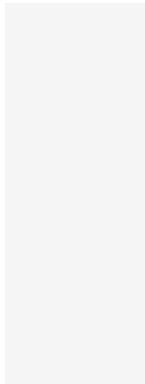
The One

Flex 06
Directional tapered outline
3rd Gen. Freeride 3BT™
Dynamic Camber
SideKick™






Carver

Flex 07
Directional tapered outline
3rd Gen. Freeride 3BT™
Dynamic Camber
SideKick™



Storm

Flex 05
Directional outline
3rd Gen. Freeride 3BT™
Dynamic Camber
Women's Specific
SideKick™



Omni

Flex 06
Directional tapered outline
3rd Gen. Freeride 3BT™
Dynamic Camber
SideKick™



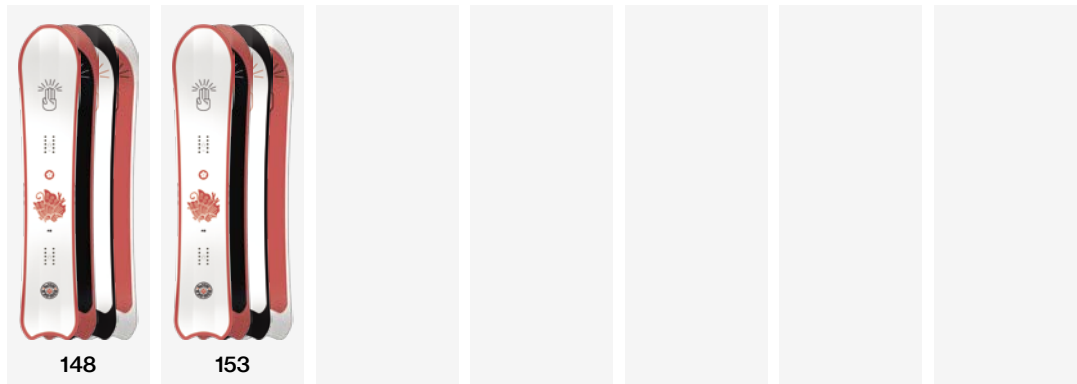
CT

Flex 04
Directional tapered outline
3rd Gen. Pow 3BT™
Mellow Camber
SideKick™




Love Powder

Flex 04
Directional tapered outline
3rd Gen. Pow 3BT™
Mellow Camber
Women's Specific
SideKick™



Party Wave

Flex 04
Directional tapered outline
3rd Gen. Freeride 3BT™
Mellow Camber
New Model
SideKick™



99% Twin

Jam

Flex 07
99% twin outline
3rd Gen. Freestyle 3BT™
Dynamic Camber
SideKick™



Stallion

Flex 08
99% twin outline
3rd Gen. Freestyle 3BT™
Dynamic Camber
Wide Model
SideKick™



Goliath

Flex 06
99% twin outline
3rd Gen. Freestyle 3BT™
Medium Camber
SideKick™



BYNDXMDLS

Flex 06
99% twin outline
3rd Gen. Freestyle 3BT™
Medium Camber
SideKick™



Push Up

Flex 04
99% twin outline
Freestyle 3BT™
Medium Camber
Womens Specific
SideKick™



Whatever

Flex 04
 99% twin outline
 3rd Gen. Twin 3BT™
 Medium Camber
 SideKick™



Feelbetter

Flex 03
 99% Twin outline
 3rd Gen. Freestyle 3BT™
 Mellow Camber
 Women's Specific
 SideKick™



Fun.Kink

Flex 04
 99% twin outline
 3rd Gen. Twin 3BT™
 Mellow Camber
 SideKick™



Spirit

Flex 02
 99% twin outline
 Freestyle 3BT™
 Low Camber
 Women's Specific



Chaser

Flex 03
 99% twin outline
 Freestyle 3BT™
 Mellow Camber



Twin


Boss

Flex 05
Twin outline
3rd Gen. Twin 3BT™
Dynamic Camber
SideKick™



Magic Carpet

Flex 05
Twin outline
3rd Gen. Twin Pow 3BT™
Low Camber
SideKick™



Global Warmer

Flex 03
Twin outline
3rd Gen. Jib 3BT™
Mellow Camber
SideKick™



She W

Flex 03
Twin outline
3rd Gen. Twin 3BT™
Mellow Camber
Women's Specific
SideKick™



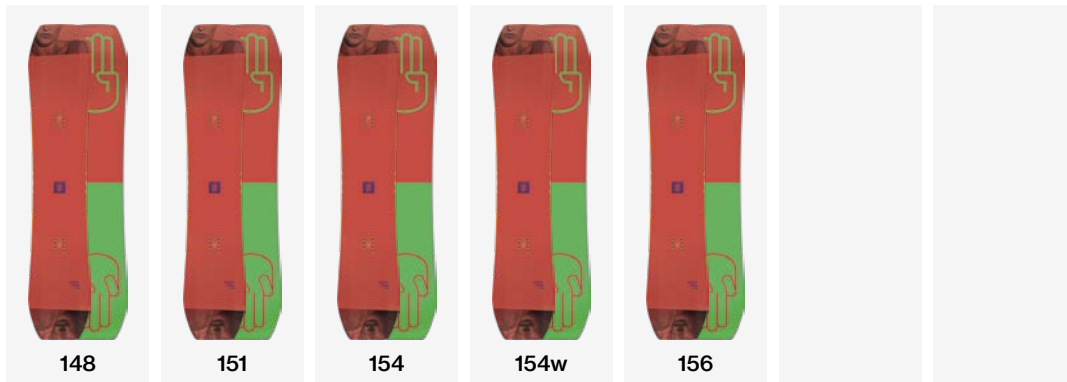
Evil Twin

Flex 05
Twin outline
3rd Gen. Twin 3BT™
Medium Camber
SideKick™



Wallie

Flex 03
Twin outline
3rd Gen. Jib 3BT™
Low Camber
Wallie Tips™
SideKick™



Distortia

Flex 04
Twin outline
3rd Gen. Twin 3BT™
Mellow Camber
Women's Specific
SideKick™



Disaster

Flex 02
Twin outline
3rd Gen. Jib 3BT™
Low Camber
SideKick™



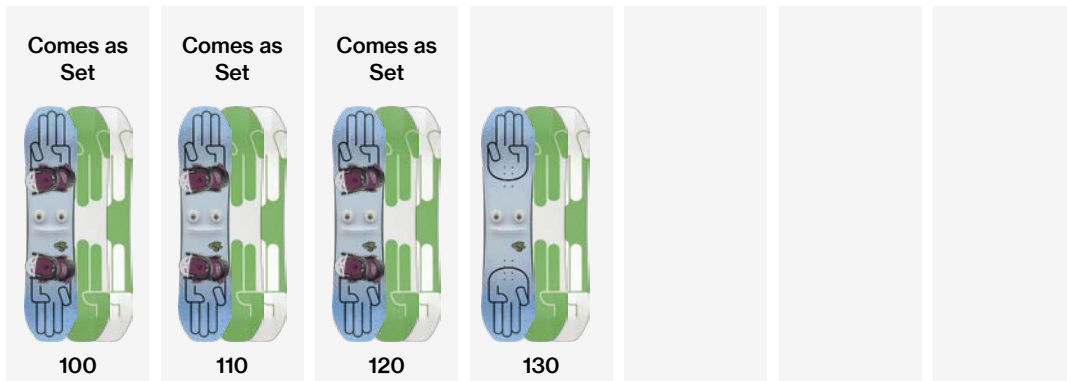
Blow

Flex 02
Twin outline
Twin 3BT™
Low Camber



Minishred

Flex 01
Twin outline
Twin 3BT™
Low Camber



MODEL NAME	LENGTH (CM)	CONTACT LENGTH (CM)	EFFECTIVE EDGE (CM)	WAIST WIDTH (CM)	TIP/TAIL WIDTH (CM)	SIDECUT RADIUS (M)	SETBACK (CM)	INSERTS	MIN-MAX STANCE (CM)
SURFER LTD	159	116	128,9	26,4	32,7/29,9	7,9	2,5	24	50-62
SURFER	154	111,2	124,7	26	32,2/29,3	7,7	2,5	24	49-61
	159	116	128,9	26,4	32,7/29,9	7,9	2,5	24	50-62
THE ONE	154	114,4	116,4	25,5	29,8/28,8	8.8/8.6/8.4	3	20+2	47-63
	158	118	120	25,7	30,2/29,2	8.9/8.7/8.5	3	20+2	48-64
	160W	119,6	121,6	26,5	31,1/30,0	9/8.8/8.6	3	20+2	49-65
	162	121	123	25,8	30,5/29,4	9/8.8/8.6	3	20+2	49,4-65,4
CARVER	158	128	128	26,1	31,2/29,9	8,7	2,5	24	49,5-61,5
OMNI	154	114,4	116,4	25,5	29,8/28,8	8.8/8.6/8.4	3	20+2	47-63
	158	118	120	25,7	30,2/29,2	8.9/8.7/8.5	3	20+2	48-64
	160W	119,6	121,6	26,5	31,1/30,0	9/8.8/8.6	3	20+2	49-65
	162	121	123	25,8	30,5/29,4	9/8.8/8.6	3	20+2	49,4-65,4
STORM	144	106,5	109,5	23,8	27,4	7,7	1	20+2	48-56
	148	110,1	113,1	24	27,8	7,8	1	20+2	49-57
	152	113,7	116,7	24,2	28,2	7,9	1	20+2	50-58
	156	117,3	120,3	24,4	28,6	8,0	1	20+2	51-59
CAMEL TOE	148	116,2	117,7	24,6	29,6/27,6	9/8.5/8	0	20	49-57
	153	120,6	122,1	25,7	30,8/28,8	9.3/8.8/8.3	0	20	51-59
	158	125,5	127	26,1	31,3/29,4	9.6/9.1/8.6	0	20	52-60
	162	128,4	129,9	26,4	31,8/29,8	9.8/9.3/8.8	0	20	53-61
LOVE POWDER	148	116,2	117,7	24,6	29,6/27,6	9/8.5/8	0	20	48-56
	153	120,6	122,1	25,7	30,8/28,8	9.3/8.8/8.3	0	20	49-57
PARTY WAVE	148	111,5	115	27,8	32,4/30,4	8,7	3	20	49-57
	151	114,3	117,8	27,9	32,6/30,6	8,8	3	20	50-59
	154	117,1	120,6	28	32,9/30,9	8,9	3	20	51-60
STALLION	161W	116,5	121,5	26,5	30,9	8,2	0	24	53-65
	164W	118,7	123,7	26,8	31,3	8,3	0	24	53,5-65,5
	167W	120,9	125,9	27,5	32,1	8,5	0	24	55-67
JAM	153	110,7	115,7	24,9	29,1	7,8	0	24	48-60
	156	112,9	117,9	25,2	29,5	7,9	0	24	49-61
	159	115,1	120	25,5	29,8	8,1	0	24	49,5-61,5
	161W	116,5	121,5	26,5	30,9	8,2	0	24	53-65
GOLIATH	153	110,7	115,7	24,9	29,1	7,8	0	24	48-60
	156	112,9	117,9	25,2	29,5	7,9	0	24	49-61
	158W	114,4	119,4	26,3	30,6	8,0	0	24	50-62
	159	115,1	120	25,5	29,8	8,1	0	24	49,5-61,5
	161W	116,5	121,5	26,5	30,9	8,2	0	24	53-65
	164W	118,7	123,7	26,8	31,3	8,3	0	24	53,5-65,5
BYNDXMDLS	153	110,7	115,7	24,9	29,1	7,8	0	24	48-60
	156	112,9	117,9	25,2	29,5	7,9	0	24	49-61
	158W	114,4	119,4	26,3	30,6	8,0	0	24	50-62
	159	115,1	120	25,5	29,8	8,1	0	24	49,5-61,5
WHATEVER	151	114,3	116,3	24,8	28,9	7,6	0	22	50,5-60,5
	154	116,7	118,7	25,1	29,3	7,8	0	22	51-61
	157	118,3	120,3	25,3	29,6	7,9	0	22	51,5-61,5
	159W	120,4	122,4	26,5	30,9	8,0	0	22	52,5-62,5
	162W	123	125	26,7	31,2	8,1	0	22	53-63
FUN.KINK	149	112	114	24,6	28,7	7,6	0	20	49-57
	151	114,3	116,3	24,8	28,9	7,6	0	20	50-58
	154	116,7	118,7	25,1	29,3	7,8	0	20	51,5-59,5
	157	118,3	120,3	25,3	29,6	7,9	0	20	52,5-60,5
	159W	120,4	122,4	26,5	30,9	8,0	0	20	53,5-61,5
	162W	123	125	26,7	31,2	8,1	0	20	54,5-62,5
SPIRIT	138	102,1	104,1	23,2	26,8	7.05	0	20	44-52
	140	103,8	105,8	23,3	27	7.125	0	20	45-53
	143	106,8	108,9	23,5	27,4	7.20	0	20	46-54
	146	109,3	111,3	23,8	27,8	7.35	0	20	47-55
	149	111,3	113,3	24	28,1	7.45	0	20	48-56
	152	113,3	115,3	24,3	28,4	7.60	0	20	49-57
CHASER	149	112	114	24,6	28,7	7.55	0	20	51,3-59,3
	152	114	116	24,8	28,9	7.60	0	20	52,5-60,5
	155	117	119	25,1	29,3	7.75	0	20	54,0-62,0
	157	118	120	25,3	29,6	7.85	0	20	55,5-63,5
	159	120	122	25,5	30,9	7.95	0	20	56-64
	159W	123	125	26,5	31,2	8.05	0	20	56-64
MAGIC CARPET	151	105	108	25,8	29,8	7.4/6.9/7.4	0	24	48-60
	154	107,6	110,6	26	30,1	7.55/7.05/7.55	0	24	49-61
	156	110,2	113,2	26,2	30,4	7.7/7.2/7.7	0	24	50-62
	159	112,3	115,3	26,4	30,7	7.85/7.35/7.85	0	24	51-63





Teach



Triple Base Tech


Created by nature or designed by man, the most successful designs take into consideration the forces they will be submitted to. When we were developing 3BT™ we analyzed how snowboards look when put under pressure. What happens when you drive it through a transition or jam it through a turn? Triple Base happens. Triple Base is the pre-shaped form of a board in motion, and just like the wings of a plane or the hull of a boat is curved to perform, your snowboard should also be shaped for its environment.






The Shape

After lots of research, analyzing, tinkering, and testing, we came up with our patented 3BT™ shaping technique. All our boards feature tip to tail positive camber in combination with lifted contact points at the widest parts of the board. Over the years we perfected 3BT™ to best perform for every kind of riding by fine tuning the synergies between the flat base, side bases, radii and camber.




Flat Base Riding

The widest section of the board is lifted off the snow while riding flat based allowing you to ride straight without catching edges or needing to keep your edges engaged.



Turn Initiation

With a small amount of pressure and angle, the sidebases start to engage near the bindings, but the pressure remains constant along the contact edge.




On Edge

While on edge, the 3D shaped sidecut forms a complete arc with the snow, offering unparalleled and powerful edge hold.



1. Maximum Uplift

The amount of base uplift reaches its maximum at the widest part of the board creating a planing surface that cuts through rough terrain and improves float in powder.



2. Increasing Uplift From Bindings To Widest Point

Sidebase uplift gradually increases outside of the bindings to the contact points. The gradual rise creates smooth transition zones for turning and buttering, and the raised contact points makes the board less susceptible to edge catch.



3. Stable Centerbase No Sidebase Uplift

There is no base uplift under or between the bindings. This creates a stable area of control underfoot.



2. Increasing Uplift From Bindings To Widest Point

Sidebase uplift gradually increases outside of the bindings to the contact points. The gradual rise creates smooth transition zones for turning and buttering, and the raised contact points makes the board less susceptible to edge catch.



1. Maximum Uplift


The amount of base uplift reaches its maximum at the widest part of the board creating a planing surface that cuts through rough terrain and improves float in powder.

Advantages

We know. It sounds too good to be true but that is because Triple Base makes perfect sense. Shaping a board 3D makes every kind of snowboarding more fun.



Edges create friction, retain heat and don't hold wax – all of which slow you down. 3BT™ boards accelerate faster and maintain speed when pointed straight because the lifted sidebases have a shorter overall edge contact and reduce drag. This helps you coast along cat tracks faster, clear jumps and pass skiers on powder days.




The uplifted edges at the contact points reduces the chance of edge catch. The sidebase lift at the contact points disperses pressure evenly along the edge, therefore allowing for a smoother, more controlled ride. This also makes the tips more forgiving for butters and more lenient on less-than-perfect landings.



When laid on edge, the uplifted edge and base sections form a more cohesive arc and contact with the snow surface. A smooth and secure arc means more powerful turns. As the board is rolled side to side, the edge uplift offers a more fluid transition from edge to edge. This makes slower turns easier, faster turns more solid, and carving full circles on corduroy more complete.



The 3BT™ tips and contact points are less likely to dig and catch on landings. Reduced edge bite at the tips allows the board to automatically track back to going straight, meaning you can ride away from not-so-perfect landings.



The shaped tips boost the pop power of positive camber. When the tail (or nose) is flexed and compressed for an ollie the forces are directed towards the centerbase of the tail (or nose) and amplified. This gives added spring to the board's powerful camber backbone.



The hull-like tip shape has inherent floating, planing and plowing properties similar to a boat or progressive surfboard shape. The shape allows the front to rise out of soft snow, and while making it easier to sink the tail, offering a more comfortable riding position in deep snow.




The beveled tips have less drag and generate a smoother glide up and down transitions while still maintaining control. This means faster, smoother and more predictable takeoffs and landings.



3BT™ shaping gives every board universal benefits. The hull-like shape of a jib board will still float better than a flat one in pow. All our boards profit from the increased edge hold of uplifted edges.

SideKick™

SideKick™ Tips enhance 3BT™'s advantages like nothing you experienced before. SideKick™ dramatically increases the sidebase uplift at the widest points of the nose and tail. This makes turn initiation even smoother, increases float in powder and handling of the board in rough terrain. It has to be ridden to be believed!

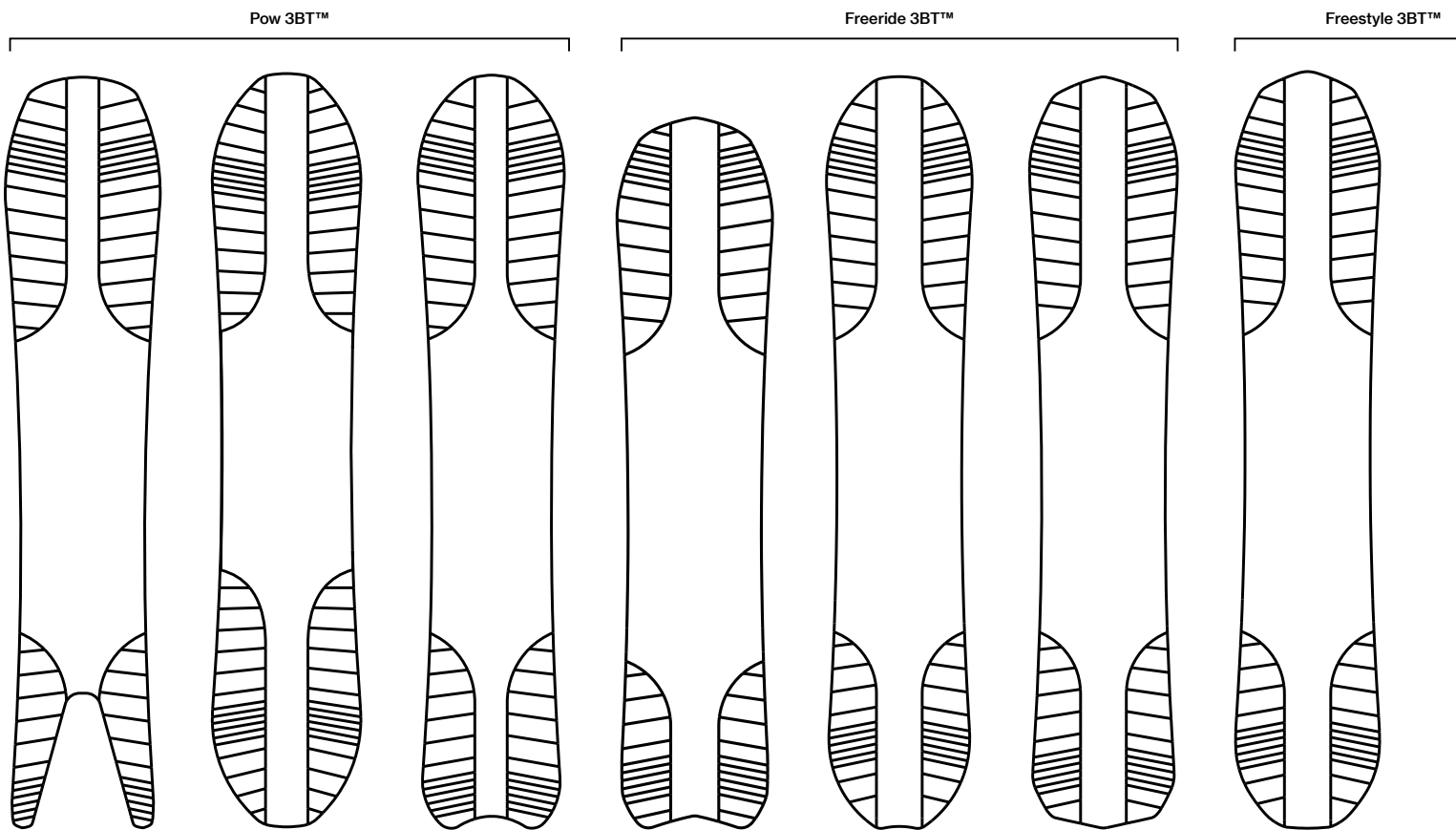


SideKick™ dramatically increases the sidebase uplift just outside the widest points of the nose and tail. This makes turn initiation smoother, increases float in powder and improves handling of the board in rough terrain.

SIDEKICK

Shapes

Make no mistake 3BT™ is not a single shape, it's a shaping philosophy. Every board in the range is perfected and fine-tuned to fit specific riding characteristics. Each board is shaped with a unique three-dimensional Triple Base Profile so it rides better than other boards in its category.



Surfer Magic Carpet Love Powder CT Party Wave The One Omni Carver Storm

Pow 3BT™
SideKick™
Directional Tapered

3rd generation POW 3BT™ is taken to the max on this extraordinary shape. Maximum uplift with maximum SideKick™ in the nose makes this board essentially unsinkable. The 3D swallow tail is equally amazing, utilizing 3BT™ geometrics to lift and torque the tail, to provide effortless turning in powder and on hard pack.

Twin Pow 3BT™
SideKick™
Twin

With a narrow centerbase and exaggerated symmetrical tip and tail sidebase uplift, this freestyle twin powder shape is perfect for resort powder days. The dramatic uplift and wide surface area of Twin Pow 3BT™ offers incredible float in pow That goes both ways. Image turning and landing in pow completely centered. Make the side-country your park.

Pow 3BT™
SideKick™
Directional Tapered

3rd generation POW 3BT™ features a narrow centerbase and maximum uplift with SideKick™ in the nose. The oversized nose assures unrivaled float and stability in rough conditions. This shape has proven to be functional and versatile in all conditions. Floating better than other brand's powder specific boards yet holding an unbelievable edge while carving on slopes.

Freeride 3BT™
SideKick™
Directional

We made this board extra wide so you can ride it extra short, thus creating a unique and super fun ride. The 3rd generation POW 3BT™ with its narrow centerbase and high sidebase lift really shines on this shape. This is short and wide done right!

Freeride 3BT™
SideKick™
Directional Tapered

This directional tapered shape featuring Freeride 3BT™ and SideKick™ has a narrow centerbase with more sidebase uplift area and angle in the nose than in the tail. The tapered shape, sidecut and setback stance are optimized for backseat steering, high-speed traction and maximum powder float, while the narrow centerbase generates swift edge-to-edge transfers and powerful carves. A very all-around all-mountain shape.

Freeride 3BT™
SideKick™
Directional Tapered

We pushed Freeride 3BT™ to its carving apex on this shape. The uplift is kept moderate while the narrow centerbase makes switching edges lightning fast. SideKick™ in the nose smooths out the angle of attack when initiating turns. If you plan to tear up the slopes like there is no tomorrow, then this is your shape.








Freestyle 3BT™
SideKick™
Directional

This is a true freestyle/freeride hybrid shape. Everything between the contact points is symmetrical so what is touching the snow is twin. This is then combined with a freeride styled nose and freestyle shaped tail which makes for a decidedly all-around shape that is equally at home on or off the slopes.

Freestyle 3BT™

Twin 3BT™

Jib 3BT™



Spirit
Chaser

Jam
Stallion
Goliath
PushUp
Feelbetter

Whatever
Fun.Kink

Blow
Minishred

Boss
Evil Twin
Distortia

Global Warmer
Disaster
She W

Wallie

Freestyle 3BT™

Freestyle 3BT™

Twin 3BT™

Twin 3BT™

Twin 3BT™

JIB 3BT™

JIB 3BT™

99% Twin

SideKick™
99% Twin

SideKick™
99% Twin

Twin

SideKick™
Twin

SideKick™
Twin

SideKick™ & Wallie Tips™
Twin

The sidebase areas are equally proportionate in size and there is a medium uplift angle on our 2nd generation Freestyle 3BT™. With 1cm of length added to the nose of these boards, they are remarkably versatile for freestyle and freeride situations.

3rd generation Freestyle 3BT™ has the added benefit of SideKick™. The sidebase and centerbase areas are proportional in width. The sidebase starts with a medium uplift angle and dramatically increases at the widest point of the board. This shape is the most versatile in the line and offers a powerful and reactive ride with freestyle tendencies and powder float.

These boards feature 3rd generation Twin 3BT™. The wide landing platform of Twin 3BT™ is paired with our 99% twin outline, making for an exceptionally all-around board that excels in park, freestyle as well as side-country and powder situations.

These boards are shaped with a wide centerbase and the shortest section of sidebase uplift in our line. The uplift angle is low and begins outside the bindings for precision control with less hang-ups. The wide centerbase offers a stable platform to press, load up ollies and put down landings. Perfect for urban, jib and park driven riders.

3rd generation Twin 3BT™ has the added benefit of SideKick™. The base uplift angle is mellow but becomes more dramatic at the widest area of the board. It offers a loose jib feel while the wide centerbase makes it stable on takeoffs, landings, in presses and at high speeds. Designed for terrain parks and overall freestyle riding.

Optimized for Park riding, the centerbase on Jib 3BT™ is the widest in the range to give you extra stability while jibbing and pressing. The minimal uplift which begins outside the bindings with added SideKick™ at the widest parts of the board free your mind from the worries of catching an edge so you can focus on the features at hand.

For this shape, we added Wallie Tips™ to our already proven Jib 3BT™ to change the way you look at park features. Our unique flipped up nose and tail shape enables you to hit obstacles with more confidence than ever before.

Features

Glassing

The type and placement of fiberglass greatly influences a board's flex and riding characteristics. Boards are built with a layer of fiberglass above and below the woodcore. We use a combination of two main types of fiberglass: biaxial and triaxial. Biaxial fiberglass has fibers running every 90 degrees. Triaxial fiberglass has fibers running every 45 degrees.



Our three-way weave of fiberglass is light, strong and responsive. We use this to beef up the flex pattern.



Our traditional and time tested two-way weave of fiberglass is light, strong and responsive; keeping the board snappy without adding torsional stiffness.

Base Tech

The base is important as it's your direct connection to the snow. Bataleon boards are built with two varying types of extruded and sintered bases fine tuned for different conditions and riding styles. All our boards are finished with a factory wax before they leave the factory.



The fastest base money can buy. This base is produced with ISO-Sport 7000 black racing series and is what spandex-clad dudes have on their ski boards. No joke.



Maximum molecular content for a hardened sintered base that hauls ass. More molecules mean a denser base that can take a beating using ISO-Sport 7000 series as backbone.



Our standard sintered base that's tough and fast, and faster when waxed.



Not a basic extruded base. It has the highest molecular content available for an extruded base. That means it's super slick, durable and maintenance-free.

Special Lay-ups

We use additional materials to improve specific riding traits of our boards. Carbon stringers can make a significant difference in how a board performs. By positioning strips of carbon fiber we can fine-tune the flex, pop, edge hold, response, dampening and add an extra layer of awesomeness to your ride.



Carbon is feather light and adds explosive pop, precise edge control, reactive response and smooth dampening to a board. It is used in different ways to fine-tune a board's ride characteristics.

Super Tubes™


Hollow carbon core upgrades that are inserted into the core in 3 different configurations. The hollow carbon tubes greatly increase the woodcore's pop and reduce weight.




Our Dual Radial Super Tube woodcore upgrade features six hollow carbon core inserts parallel to the board radius for extra power transfer to the edge.



Our Dual Super Tube woodcore upgrade has two hollow carbon rods milled into the bottom of the core to enhance pop and give the camber more snap.



Our Central Super Tube woodcore upgrade has one centrally placed hollow carbon rod milled into the bottom of the core to enhance pop without stiffening the board torsionally.



Woodcore

The wood core is the soul of the board. The type of wood, the grain orientation, and the overall thickness and shaping greatly determines the way it rides. We source a number of high quality woods to create our wood cores.



Our lightest 70-30 Swiss paulownia and poplar wood blend for the lightest strength to weight ratio.



Our 50-50 Swiss paulownia and poplar woods blend for optimal strength to weight properties.



Full poplar with beech hardwood laid tip to tail along the inserts strengthening the board's backbone, reinforcing the inserts and producing more pop.

3

SIDEWALL TECH

Sidewalls need to be tough while not disrupting our carefully fine-tuned flex patterns



We use tried and trusted ABS sidewalls for most of the collection. For the best flex to strength ratio.



This is a new Urethane infused sidewall technology. They smooth out your ride and are more resistant to impact.

5

Super Tubes™

Hollow carbon core upgrades that are inserted into the core in 3 different configurations. The hollow carbon tubes reinforce the camber and greatly increase the woodcore's pop and reduce weight.



Our Dual Radial Super Tube woodcore upgrade features six hollow carbon tubes parallel to the board radius for extra power transfer to the edge.



Our Dual Super Tube woodcore upgrade has two hollow carbon tubes milled into the bottom of the core to enhance pop and give the camber more snap.




Our Central Super Tube woodcore upgrade has one centrally placed hollow carbon tube milled into the bottom of the core to enhance pop without stiffening the board torsionally.



Wallie Tips™

Our skate inspired WallieTips will change the way you look park features and give you added confidence when approaching obstacles.



Show us what you can do with your Wallie Tips™
#bataleonwallie



Maintenance

3BT™ boards can be waxed and scraped like any other snowboard. When it comes to heavier work like base grinding, we recommended it be done by a knowledgeable tech on a machine with 3 separate rollers. Although the base has 3D-uplift, there are actually 3 flat sections so they can be ground evenly.



We recommend waxing your base regularly. This is especially true for our sintered bases. Did you know it is advisable to wax and scrap a new board 3 times before riding it? This will greatly improve the base's wax absorption capabilities.



Smooth edges equal more speed. Always pay special attention to your edges and remove any burrs that appear. All our snowboards leave the factory with a perfect 90 degree angle. Some riders prefer to take 1 degree off that angle for a more forgiving ride. If you are not sure how to handle your edges ask an expert tuner for advise.

Warranty

We stand by our products. Every Bataleon snowboard is handmade, quality checked and backed by a 2-year warranty against manufacturing defects. Register your board to make the warranty process smoother should any issues arise.

www.bataleon.com/register



Rider feedback is very important to us. We love to hear from our customers, so please don't hesitate to let us know about your experience with Bataleon Snowboards.



Team

We would be flying blind if it wasn't for these boys and girls always being on point with pro rider feedback. If it's good enough for them, it's good enough for you!



Tor Lundström
@torlundstrom



Ethan Morgan
@morgan_freemanson



Klaudia Medlova
@klaudiamedlova



Tyler Chorlton
@tylerchorlton



Shayne Pospisil
@shayneposs



Shaun Murphy
@shaunmurphy413



Alexander Klerud
@youngkle



Toshiki Yamane
@toshikideath



Madison Blackley
@madmads.world



Anthony Slater
@actionwanson



Tobias Hjertonsson
@tobiashjertonsson



Roland Morley Brown
@r_mb



Gab Jacques
@gab_jacques



Julien Haricot (TM)
@larrogs

The Lodge

The Bataleon Mountain Lodge sits deep in the heart of the Austrian Alps. Tucked away at the narrowest part of the valley, at the base of towering mountains, the lodge sits between one of Europe's best terrain parks and one of Austria's best freeride resorts. With the mighty Dachstein Glacier around the corner, it is perfectly suited to test our gear and ideas in any conditions imaginable. We spend most of our winter at the lodge riding and testing with the team, ever dedicated to finding new ways to innovate and improve our line and push the envelope in 3D snowboard shaping. Come visit and ride with us!





Apparel



Slider Anorak

Wind and snow-proof Anorak with side zipper for easy access. Made with durable rip-stop fabric, this lightweight everyday riding jacket has front and side pockets and an adjustable hood.



Caviar Jacket

A deluxe take on a classic coaches jacket, featuring a plush quilted liner and a double Velcro cuff closure system.



Mountain Shirt

A rugged shirt specifically tailored for snowboarding with extra heavy cotton and an extended tail.



Snowproof Pullover

A technical hoodie for riding. The inner liner keeps wind and moisture away from your body.



Last Ninja Hooded

Heather grey extra heavy cotton hooded sweater with kangaroo pocket.



Death Chill Crewneck

Black loopback cotton crewneck with raglan sleeves.



Death Chill T

Lavender heavy cotton shortsleeve T-shirt.



Logo Box T

White heavy cotton shortsleeve T-shirt.



Logo Vert T

Dark blue heavy cotton shortsleeve T-shirt.



Deep Winter Mitt

Black cozy mitt for cold days with debossed logo in the palm. Features Thinsulate, Hipora and fleece.



Whatever Mitt

Lightweight everyday riding mitt in Strong Blue and Black with silicon printed palm. Features Thinsulate and Hipora fabrics.



GW Glove

Lightweight everyday riding glove.
Features Thinsulate and Hipora fabrics.



Murray Beanie

Comfortable acrylic beanie available in
Strong Blue and Firecracker Orange.



Face Off Mask

Black acrylic knitted balaclava will keep
your face warm no matter the conditions.







